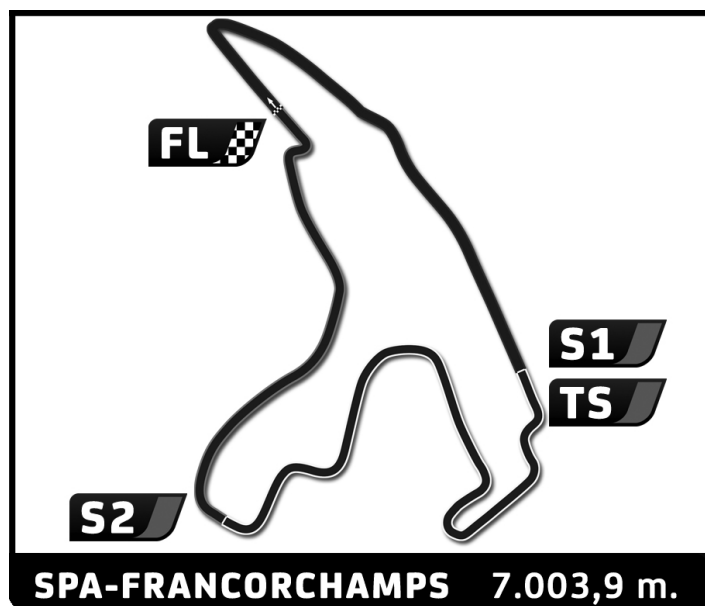



SPA EURO RACE

CHAMPIONNAT DE FRANCE F4

Results Booklet





CHAMPIONNAT DE FRANCE F4

SPA EURO RACE

FREE PRACTICE

Classification

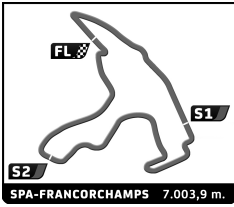
Nr.	Driver	Nat	Team	Car	Time	Lap	Total	Gap	Kph
5	21 Théo POURCHAIRE	FRA			JUN 2:57.149	7	9	+0.996 +0.030	142.3
9	10 Reshad DE GERUS	FRA			JUN 2:59.311	8	9	+3.158 +0.723	140.6
12	87 O'Neill MUTH	FRA			JUN 3:01.784	8	9	+5.631 +0.757	138.7
14	51 Shihab AL HABSI	OMN			JUN 3:03.446	7	8	+7.293 +1.560	137.4

Fastest Lap	Lap 5	2:56.153	143.1 Kph
--------------------	-------	-----------------	-----------

Published at:

Track Status: **WET**

Race Director:	Timekeeper:
-----------------------	--------------------



CHAMPIONNAT DE FRANCE F4

SPA EURO RACE

FREE PRACTICE

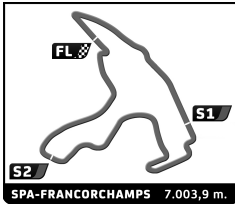
Classification by Group

Nr.	Driver	Nat	Team	Car	Time	Lap	Total	Gap	Kph
JUN									
1	21 Théo POURCHAIRE	FRA			2:57.149	7	9		142.3
2	10 Reshad DE GERUS	FRA			2:59.311	8	9	+2.162	+2.162 140.6
3	87 O'Neill MUTH	FRA			3:01.784	8	9	+4.635	+2.473 138.7
4	51 Shihab AL HABSI	OMN			3:03.446	7	8	+6.297	+1.662 137.4

Published at:

Track Status: **WET**


Stewards:	Timekeeper:
------------------	--------------------



CHAMPIONNAT DE FRANCE F4
SPA EURO RACE
FREE PRACTICE

Best Sector Times


SECTOR 1			SECTOR 2			SECTOR 3			Pos	Driver	Ideal Lap	Best Lap
Pos	Driver	Time	Driver	Time	Driver	Time						
1	7 A.LECLERC	49.998	31 U.DE PAUW	1:20.359	7 A.LECLERC	44.842	1	7 A.LECLERC	2:55.662	2:56.502	(2)	
2	23 C.COLLET	50.581	21 T.POURCHAIRE	1:20.513	23 C.COLLET	44.906	2	31 U.DE PAUW	2:56.112	2:56.153	(1)	
3	31 U.DE PAUW	50.659	11 P.CHOVET	1:20.525	31 U.DE PAUW	45.094	3	23 C.COLLET	2:56.680	2:56.775	(3)	
4	3 S.WHITE	50.810	27 U.DE WILDE	1:20.682	11 P.CHOVET	45.115	4	11 P.CHOVET	2:56.731	2:57.119	(4)	
5	22 T.NOUE	50.944	3 S.WHITE	1:20.795	5 A.ETEKI	45.224	5	21 T.POURCHAIRE	2:57.017	2:57.149	(5)	
6	11 P.CHOVET	51.091	7 A.LECLERC	1:20.822	21 T.POURCHAIRE	45.376	6	3 S.WHITE	2:57.296	2:57.345	(6)	
7	21 T.POURCHAIRE	51.128	23 C.COLLET	1:21.193	22 T.NOUE	45.589	7	27 U.DE WILDE	2:57.667	2:58.162	(7)	
8	27 U.DE WILDE	51.388	22 T.NOUE	1:21.455	27 U.DE WILDE	45.597	8	22 T.NOUE	2:57.988	2:58.588	(8)	
9	5 A.ETEKI	51.431	10 R.DE GERUS	1:21.811	10 R.DE GERUS	45.687	9	5 A.ETEKI	2:58.780	2:59.873	(10)	
10	30 E.MUTH	51.578	18 M.HERRERO	1:22.123	3 S.WHITE	45.691	10	10 R.DE GERUS	2:59.289	2:59.311	(9)	
11	87 O.MUTH	51.619	5 A.ETEKI	1:22.125	18 M.HERRERO	46.194	11	30 E.MUTH	3:00.303	3:01.027	(11)	
12	10 R.DE GERUS	51.791	30 E.MUTH	1:22.155	87 O.MUTH	46.219	12	87 O.MUTH	3:00.356	3:01.784	(12)	
13	18 M.HERRERO	52.220	87 O.MUTH	1:22.518	30 E.MUTH	46.570	13	18 M.HERRERO	3:00.537	3:01.886	(13)	
14	51 S.AL HABSI	52.240	51 S.AL HABSI	1:22.715	51 S.AL HABSI	47.488	14	51 S.AL HABSI	3:02.443	3:03.446	(14)	
15	4 B.MOULIN	52.834	2 R.BOECKLER	1:24.317	16 S.LEHMANN	47.714	15	2 R.BOECKLER	3:05.751	3:06.334	(17)	
16	2 R.BOECKLER	53.255	4 B.MOULIN	1:24.611	1 B.BERTHELOT	47.869	16	16 S.LEHMANN	3:05.834	3:05.998	(15)	
17	16 S.LEHMANN	53.352	16 S.LEHMANN	1:24.768	2 R.BOECKLER	48.179	17	4 B.MOULIN	3:05.910	3:06.043	(16)	
18	1 B.BERTHELOT	54.051	1 B.BERTHELOT	1:25.105	4 B.MOULIN	48.465	18	1 B.BERTHELOT	3:07.025	3:07.608	(18)	



CHAMPIONNAT DE FRANCE F4
SPA EURO RACE
FREE PRACTICE

Best Top Speeds


Driver	Team	Top 1		Top 2		Top 3		Top 4		Top 5		Avg
		Kph	Lap	Kph	Lap	Kph	Lap	Kph	Lap	Kph	Lap	
7 Arthur LECLERC		194.6	7	194.2	8	193.9	5	193.5	6	193.5	9	193,9
23 Caio COLLET		194.2	7	193.5	6	193.5	8	193.2	9	192.9	5	193,5
5 Adam ETEKI		193.9	5	192.5	7	192.2	3	187.8	6	185.2	8	190,3
31 Ulysse DE PAUW		193.2	5	191.2	4	188.5	2	186.2	3	143.0	1	180,4
27 Ugo DE WILDE		192.9	6	192.5	5	192.2	7	191.8	9	190.1	8	191,9
11 Pierre-Louis CHOVEL		192.5	7	192.2	5	191.8	4	191.5	6	191.2	8	191,8
10 Reshad DE GERUS	JUN	192.5	5	190.1	6	189.1	8	188.8	7	188.5	3	189,8
22 Théo NOUET		191.8	5	190.5	6	190.5	7	189.1	4	188.8	8	190,1
21 Théo POURCHAIRE	JUN	191.8	7	191.5	6	191.2	8	190.8	3	190.8	9	191,2
30 Esteban MUTH		191.5	7	189.8	8	189.1	5	189.1	6	186.9	9	189,3
3 Stuart WHITE		191.5	9	191.2	8	190.5	7	185.9	6	183.4	5	188,5
1 Baptiste BERTHELOT		190.8	5	190.1	4	189.5	3	177.6	6	167.7	8	183,1
87 O'Neill MUTH	JUN	190.1	9	187.8	5	184.9	7	183.1	3	180.0	8	185,2
2 Romain BOECKLER		190.1	5	186.9	8	186.2	4	185.9	7	175.6	6	184,9
4 Baptiste MOULIN		189.1	6	187.8	7	187.8	8	187.2	5	184.6	4	187,3
18 Matéo HERRERO		188.5	7	186.5	3	184.3	8	182.7	2	181.2	5	184,6
51 Shihab AL HABSI	JUN	187.2	7	184.9	5	179.1	8	178.2	4	176.2	6	181,1
16 Sacha LEHMANN		184.6	6	179.1	8	171.2	3	170.3	7	168.0	5	174,6



CHAMPIONNAT DE FRANCE F4
SPA EURO RACE
FREE PRACTICE

Fastest Lap Sequence

Practice Time	Driver	Team	Car	Class	Time	Kph	Lap
9:12.155	23 Caio COLLET				3:02.379	138.3	2
10:00.395	7 Arthur LECLERC				3:01.994	138.5	2
12:12.471	23 Caio COLLET				3:00.316	139.8	3
12:17.488	5 Adam ETEKI				2:59.873	140.2	3
13:00.212	7 Arthur LECLERC				2:59.817	140.2	3
15:10.589	23 Caio COLLET				2:58.118	141.6	4
15:57.945	7 Arthur LECLERC				2:57.733	141.9	4
16:27.587	31 Ulysse DE PAUW				2:57.346	142.2	4
18:07.364	23 Caio COLLET				2:56.775	142.6	5
19:23.740	31 Ulysse DE PAUW				2:56.153	143.1	5




CHAMPIONNAT DE FRANCE F4
SPA EURO RACE
FREE PRACTICE

Analysis

■ Personal Best ■ Session Best B Crossing the finish line in pit lane

Lap	Time	Sector 1	Sector 2	Sector 3	T. Spd	Elapsed	Lap	Time	Sector 1	Sector 2	Sector 3	T. Spd	Elapsed
1 Baptiste BERTHELOT FRA							7 Arthur LECLERC MCO						
1	10:26.701	7:53.529	1:39.358	53.814	134.5	10:26.701	1	6:58.401	4:36.299	1:29.249	52.853	143.0	6:58.401
2	3:26.379	1:01.620	1:33.181	51.578	165.9	13:53.080	2	3:01.994	53.148	1:22.657	46.189	186.5	10:00.395
3	3:13.045	56.098	1:27.463	49.484	189.5	17:06.125	3	2:59.817	52.081	1:21.843	45.893	188.5	13:00.212
4	3:10.757	55.923	1:26.823	48.011	190.1	20:16.882	4	2:57.733	50.897	1:21.289	45.547	193.2	15:57.945
5	3:10.488	54.337	1:27.394	48.757	190.8	23:27.370	5	2:56.860	50.660	1:20.929	45.271	193.9	18:54.805
6	3:07.608	54.634	1:25.105	47.869	177.6	26:34.978	6	2:56.502	50.838	1:20.822	44.842	193.5	21:51.307
7	3:14.084	54.051	1:31.671	48.362	160.0	29:49.062	7	2:56.703	49.998	1:21.424	45.281	194.6	24:48.010
8	3:12.733	54.481	1:25.976	52.276	167.7	33:01.795	8	2:56.912	50.483	1:21.475	44.954	194.2	27:44.922
							9	3:02.458	50.213	1:22.035	50.210	193.5	30:47.380
2 Romain BOECKLER FRA							10 Reshad DE GERUS FRA						
1	10:32.440	7:57.891	1:40.842	53.707	110.5	10:32.440	1	8:15.911	5:52.799	1:33.021	50.091	138.3	8:15.911
2	3:17.000	56.658	1:30.629	49.713	140.3	13:49.440	2	3:07.729	55.011	1:25.354	47.364	175.3	11:23.640
3	3:12.925	55.426	1:28.407	49.092	143.8	17:02.365	3	3:03.901	53.519	1:23.477	46.905	188.5	14:27.541
4	3:09.273	53.501	1:26.172	49.600	186.2	20:11.638	4	3:01.213	52.691	1:22.262	46.260	183.1	17:28.754
5	3:17.239	53.255	1:34.854	49.130	190.1	23:28.877	5	3:04.375	52.862	1:25.310	46.203	192.5	20:33.129
6	3:08.667	54.115	1:25.725	48.827	175.6	26:37.544	6	3:01.310	51.848	1:21.811	47.651	190.1	23:34.439
7	3:06.636	53.874	1:24.317	48.445	185.9	29:44.180	7	3:11.645	52.373	1:27.343	51.929	188.8	26:46.084
8	3:06.334	53.535	1:24.620	48.179	186.9	32:50.514	8	2:59.311	51.791	1:21.833	45.687	189.1	29:45.395
							9	3:21.944	52.926	1:37.350	51.668	157.4	33:07.339
3 Stuart WHITE FRA							11 Pierre-Louis CHOYET FRA						
1	7:31.233	5:14.943	1:28.385	47.905	139.2	7:31.233	1	7:15.280	4:58.171	1:29.537	47.572	145.4	7:15.280
2	3:04.230	53.272	1:23.822	47.136	168.0	10:35.463	2	3:09.199	52.894	1:27.077	49.228	164.9	10:24.479
3	3:09.433	55.458	1:26.940	47.035	146.5	13:44.896	3	5:58.972	3:50.509	1:22.299	46.164	185.2	16:23.451
4	3:01.047	52.501	1:22.107	46.439	183.1	16:45.943	4	3:03.784	52.745	1:25.345	45.694	191.8	19:27.235
5	2:59.689	51.607	1:21.819	46.263	183.4	19:45.632	5	2:59.587	51.425	1:22.269	45.893	192.2	22:26.822
6	2:58.747	50.988	1:21.707	46.052	185.9	22:44.379	6	2:57.119	51.091	1:20.913	45.115	191.5	25:23.941
7	2:58.290	50.810	1:21.456	46.024	190.5	25:42.669	7	2:58.694	51.449	1:20.525	46.720	192.5	28:22.635
8	2:58.153	51.003	1:21.372	45.778	191.2	28:40.822	8	2:58.660	51.339	1:21.773	45.548	191.2	31:21.295
9	2:57.345	50.859	1:20.795	45.691	191.5	31:38.167							
4 Baptiste MOULIN BEL							16 Sacha LEHMANN FRA						
1	10:24.627	7:55.378	1:36.135	53.114	125.0	10:24.627	1	10:31.162	7:51.740	1:45.804	53.618	114.2	10:31.162
2	3:19.921	59.914	1:30.097	49.910	171.7	13:44.548	2	3:16.643	56.376	1:30.647	49.620	164.4	13:47.805
3	3:14.955	56.689	1:28.699	49.567	176.8	16:59.503	3	3:17.372	56.113	1:31.393	49.866	171.2	17:05.177
4	3:11.388	55.088	1:27.099	49.201	184.6	20:10.891	4	3:10.456	54.670	1:26.930	48.856	164.9	20:15.633
5	3:12.987	53.982	1:28.639	50.366	187.2	23:23.878	5	3:10.833	53.813	1:28.547	48.473	168.0	23:26.466
6	3:08.877	53.602	1:26.539	48.736	189.1	26:32.755	6	3:07.809	53.352	1:25.724	48.733	184.6	26:34.275
7	3:06.676	53.284	1:24.611	48.781	187.8	29:39.431	7	3:06.629	53.487	1:25.304	47.838	170.3	29:40.904
8	3:06.043	52.834	1:24.744	48.465	187.8	32:45.474	8	3:05.998	53.516	1:24.768	47.714	179.1	32:46.902
5 Adam ETEKI FRA							18 Matéo HERRERO FRA						
1	6:15.006	3:58.505	1:27.975	48.526	117.9	6:15.006	1	8:19.806	5:59.569	1:30.005	50.232	140.6	8:19.806
2	3:02.609	52.991	1:23.871	45.747	180.0	9:17.615	2	3:22.582	55.418	1:25.709	1:01.455	182.7	11:42.388
3	2:59.873	51.904	1:22.745	45.224	192.2	12:17.488	3	3:08.352	55.084	1:25.033	48.235	186.5	14:50.740
4	4:16.728	2:07.274	1:22.125	47.329	182.7	16:34.216	4	3:03.534	53.331	1:22.880	47.323	171.4	17:54.274
5	3:44.596	51.431	2:07.231	45.934	193.9	20:18.812	5	3:08.405	53.262	1:22.123	53.020	181.2	21:02.679
6	3:01.448	51.793	1:23.187	46.468	187.8	23:20.260	6	3:02.521	53.592	1:22.735	46.194	174.2	24:05.200
7	3:30.657	51.733	1:51.074	47.850	192.5	26:50.917	7	3:32.824	52.220	1:53.248	47.356	188.5	27:38.024
8	4:09.542 B	1:41.281	1:31.606	56.655	185.2	31:00.459	8	3:01.886	52.417	1:22.416	47.053	184.3	30:39.910




CHAMPIONNAT DE FRANCE F4
SPA EURO RACE
FREE PRACTICE

Analysis

■ Personal Best ■ Session Best B Crossing the finish line in pit lane

Lap	Time	Sector 1	Sector 2	Sector 3	T. Spd	Elapsed	Lap	Time	Sector 1	Sector 2	Sector 3	T. Spd	Elapsed
21 Théo POURCHAIRE FRA							7	3:02.126	51.847	1:22.406	47.873	191.5	25:59.924
1	6:53.401	4:34.267	1:30.334	48.800	130.1	6:53.401	8	3:01.351	52.208	1:22.386	46.757	189.8	29:01.275
2	3:06.230	54.295	1:24.322	47.613	164.1	9:59.631	9	3:01.339	52.294	1:22.155	46.890	186.9	32:02.614
3	3:04.325	52.433	1:25.180	46.712	190.8	13:03.956	31 Ulysse DE PAUW BEL						
4	2:59.520	51.533	1:21.887	46.100	186.9	16:03.476	1	7:22.819	5:02.519	1:29.847	50.453	143.0	7:22.819
5	2:58.236	51.236	1:21.507	45.493	189.5	19:01.712	2	3:04.234	53.066	1:23.261	47.907	188.5	10:27.053
6	3:01.714	51.352	1:21.195	49.167	191.5	22:03.426	3	3:03.188	55.945	1:21.338	45.905	186.2	13:30.241
7	2:57.149	51.128	1:20.645	45.376	191.8	25:00.575	4	2:57.346	51.257	1:20.569	45.520	191.2	16:27.587
8	3:02.737	51.487	1:21.280	49.970	191.2	28:03.312	5	2:56.153	50.700	1:20.359	45.094	193.2	19:23.740
9	2:58.287	51.268	1:20.513	46.506	190.8	31:01.599	51 Shihab AL HABSI OMN						
22 Théo NOUET FRA							1	8:58.673	6:32.531	1:33.922	52.220	117.5	8:58.673
1	8:51.183	6:27.909	1:33.859	49.415	138.6	8:51.183	2	3:15.322	57.368	1:28.199	49.755	153.0	12:13.995
2	3:06.803	54.466	1:24.856	47.481	178.2	11:57.986	3	3:09.113	55.189	1:25.563	48.361	164.9	15:23.108
3	3:03.742	53.367	1:23.589	46.786	182.1	15:01.728	4	3:06.564	54.011	1:24.011	48.542	178.2	18:29.672
4	2:59.787	51.817	1:21.936	46.034	189.1	18:01.515	5	3:03.750	53.261	1:22.897	47.592	184.9	21:33.422
5	2:58.588	51.032	1:21.663	45.893	191.8	21:00.103	6	3:03.785	53.530	1:22.715	47.540	176.2	24:37.207
6	2:58.855	50.944	1:22.277	45.634	190.5	23:58.958	7	3:03.446	52.240	1:23.718	47.488	187.2	27:40.653
7	3:07.933	50.975	1:26.598	50.360	190.5	27:06.891	8	3:03.527	52.830	1:23.112	47.585	179.1	30:44.180
8	2:58.697	51.653	1:21.455	45.589	188.8	30:05.588	87 O'Neill MUTH FRA						
23 Caio COLLET FRA							1	8:08.491	5:51.763	1:28.389	48.339	154.9	8:08.491
1	6:09.776	3:52.684	1:28.806	48.286	138.5	6:09.776	2	3:27.929	55.278	1:43.904	48.747	155.2	11:36.420
2	3:02.379	53.097	1:23.050	46.232	183.7	9:12.155	3	3:05.970	53.931	1:24.575	47.464	183.1	14:42.390
3	3:00.316	52.057	1:22.074	46.185	183.4	12:12.471	4	3:02.658	52.365	1:23.319	46.974	173.1	17:45.048
4	2:58.118	51.375	1:21.364	45.379	191.5	15:10.589	5	3:02.193	52.896	1:22.617	46.680	187.8	20:47.241
5	2:56.775	50.676	1:21.193	44.906	192.9	18:07.364	6	3:03.410	53.172	1:23.234	47.004	172.0	23:50.651
6	2:57.392	50.581	1:21.423	45.388	193.5	21:04.756	7	3:01.955	52.195	1:22.518	47.242	184.9	26:52.606
7	2:57.932	51.048	1:21.416	45.468	194.2	24:02.688	8	3:01.784	52.815	1:22.750	46.219	180.0	29:54.390
8	2:58.080	50.630	1:22.121	45.329	193.5	27:00.768	9	3:03.469	51.619	1:24.360	47.490	190.1	32:57.859
9	2:57.695	50.715	1:21.819	45.161	193.2	29:58.463	27 Ugo DE WILDE BEL						
10	3:19.132	51.002	1:34.204	53.926	188.5	33:17.595	1	6:11.909	3:55.633	1:28.076	48.200	125.1	6:11.909
27 Ugo DE WILDE BEL							2	3:12.385	53.982	1:32.085	46.318	175.9	9:24.294
1	6:11.909	3:55.633	1:28.076	48.200	125.1	6:11.909	3	3:12.481	52.247	1:32.804	47.430	189.1	12:36.775
2	3:12.385	53.982	1:32.085	46.318	175.9	9:24.294	4	2:59.542	51.984	1:21.474	46.084	187.8	15:36.317
3	3:12.481	52.247	1:32.804	47.430	189.1	12:36.775	5	2:58.641	51.543	1:20.979	46.119	192.5	18:34.958
4	2:59.542	51.984	1:21.474	46.084	187.8	15:36.317	6	2:58.677	51.388	1:20.682	46.607	192.9	21:33.635
5	2:58.641	51.543	1:20.979	46.119	192.5	18:34.958	7	2:58.232	51.450	1:21.185	45.597	192.2	24:31.867
6	2:58.677	51.388	1:20.682	46.607	192.9	21:33.635	8	2:58.415	51.939	1:20.775	45.701	190.1	27:30.282
7	2:58.232	51.450	1:21.185	45.597	192.2	24:31.867	9	2:58.162	51.408	1:21.032	45.722	191.8	30:28.444
8	2:58.415	51.939	1:20.775	45.701	190.1	27:30.282	30 Esteban MUTH DEU						
9	2:58.162	51.408	1:21.032	45.722	191.8	30:28.444	1	7:38.926	5:20.788	1:28.445	49.693	133.8	7:38.926
30 Esteban MUTH DEU							2	3:07.179	54.687	1:24.697	47.795	180.0	10:46.105
1	7:38.926	5:20.788	1:28.445	49.693	133.8	7:38.926	3	3:05.570	53.109	1:23.503	48.958	186.2	13:51.675
2	3:07.179	54.687	1:24.697	47.795	180.0	10:46.105	4	3:03.958	52.917	1:24.186	46.855	168.7	16:55.633
3	3:05.570	53.109	1:23.503	48.958	186.2	13:51.675	5	3:01.027	52.269	1:22.188	46.570	189.1	19:56.660
4	3:03.958	52.917	1:24.186	46.855	168.7	16:55.633	6	3:01.138	51.578	1:22.646	46.914	189.1	22:57.798
5	3:01.027	52.269	1:22.188	46.570	189.1	19:56.660							
6	3:01.138	51.578	1:22.646	46.914	189.1	22:57.798							



CHAMPIONNAT DE FRANCE F4

SPA EURO RACE

QUALIFYING

Revised

Classification

Nr.	Driver	Nat	Team	Car	Time	Lap Total	Gap	Kph
1	7 Arthur LECLERC	MCO			2:54.984	6 9	- -	144.1
2	23 Caio COLLET	FRA			2:55.293	6 9	+0.309 +0.309	143.8
3	21 Théo POURCHAIRE	FRA			2:56.002	8 9	+1.018 +0.709	143.3
4	3 Stuart WHITE	FRA			2:56.141	6 9	+1.157 +0.139	143.1
5	31 Ulysse DE PAUW	BEL			2:56.231	7 9	+1.247 +0.090	143.1
6	5 Adam ETEKI	FRA			2:56.682	5 5	+1.698 +0.451	142.7
7	11 Pierre-Louis CHOVEL	FRA			2:57.128	6 9	+2.144 +0.446	142.3
8	22 Théo NOUET	FRA			2:57.287	8 9	+2.303 +0.159	142.2
9	18 Matéo HERRERO	FRA			2:57.551	9 9	+2.567 +0.264	142.0
10	27 Ugo DE WILDE	BEL			2:57.998	4 9	+3.014 +0.447	141.7
11	30 Esteban MUTH	DEU			2:58.153	5 9	+3.169 +0.155	141.5
12	10 Reshad DE GERUS	FRA			2:58.278	9 9	+3.294 +0.125	141.4
13	87 O'Neill MUTH	FRA			2:59.568	6 8	+4.584 +1.290	140.4
14	2 Romain BOECKLER	FRA			3:00.333	8 8	+5.349 +0.765	139.8
15	51 Shihab AL HABSI	OMN			3:01.179	9 9	+6.195 +0.846	139.2
16	4 Baptiste MOULIN	BEL			3:01.938	7 8	+6.954 +0.759	138.6
17	16 Sacha LEHMANN	FRA			3:02.610	8 8	+7.626 +0.672	138.1
18	1 Baptiste BERTHELOT	FRA			3:02.681	8 8	+7.697 +0.071	138.0

Fastest Lap	Lap 6	Arthur LECLERC	2:54.984	144.1 Kph
--------------------	-------	----------------	-----------------	-----------

CARS 3 - 10 - 22 AND 51 - SOME LAP TIME DELETED DUE TO TRACK LIMITS
 CARS 4 - 10 - 11 - 22 - 31 - 51 AND 87 - SOME LAP TIME DELETED DUE TO YELLOW FLAG REGULATION

Published at:

Track Status: **WET**

Race Director:

Timekeeper:

Provisional Classification by Division


Nr. Driver	Nat	Team	Car	Time	Lap Total	Gap	Kph

Published at:

Track Status: 

Race Director:

Timekeeper:



CHAMPIONNAT DE FRANCE F4
SPA EURO RACE
QUALIFYING

Final Classification by 2nd Fastest Lap

Driver	Team	Vehicle	Time	Gap
1 23 Caio COLLET			2:55.294	-
2 7 Arthur LECLERC			2:55.652	+0.358
3 31 Ulysse DE PAUW			2:56.469	+1.175
4 3 Stuart WHITE			2:56.506	+1.212
5 11 Pierre-Louis CHOVET			2:57.348	+2.054
6 22 Théo NOUET			2:57.590	+2.296
7 18 Matéo HERRERO			2:57.711	+2.417
8 27 Ugo DE WILDE			2:58.078	+2.784
9 30 Esteban MUTH			2:59.054	+3.760
10 5 Adam ETEKI			2:59.893	+4.599
11 2 Romain BOECKLER			3:00.954	+5.660
12 1 Baptiste BERTHELOT			3:02.983	+7.689
13 4 Baptiste MOULIN			3:03.688	+8.394
14 16 Sacha LEHMANN			3:04.632	+9.338

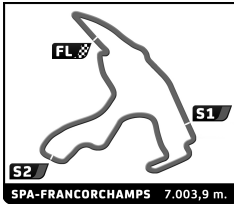
Fastest Lap	Lap 6	Arthur LECLERC	2:54.984	144.1 Kph
--------------------	-------	----------------	----------	-----------

CARS 3 - 10 - 22 AND 51 - SOME LAP TIME DELETED DUE TO TRACK LIMITS
CARS 4 - 10 - 11 - 22 - 31 - 51 AND 87 - SOME LAP TIME DELETED DUE TO YELLOW FLAG REGULATION

Published at:

Track Status: **WET**


Stewards:	Timekeeper:
-----------	-------------



CHAMPIONNAT DE FRANCE F4
SPA EURO RACE
QUALIFYING

Best Sector Times


SECTOR 1			SECTOR 2			SECTOR 3			Pos	Driver	Ideal Lap	Best Lap
Pos	Driver	Time	Driver	Time	Driver	Time						
1	7 A.LECLERC	49.492	23 C.COLLET	1:20.335	23 C.COLLET	44.777	1	7 A.LECLERC	2:54.767	2:54.984	(1)	
2	22 T.NOUET	49.500	7 A.LECLERC	1:20.465	7 A.LECLERC	44.810	2	23 C.COLLET	2:54.940	2:55.293	(2)	
3	23 C.COLLET	49.828	31 U.DE PAUW	1:20.572	18 M.HERRERO	45.166	3	3 S.WHITE	2:55.774	2:56.141	(4)	
4	3 S.WHITE	49.952	3 S.WHITE	1:20.599	30 E.MUTH	45.201	4	21 T.POURCHAIRE	2:55.966	2:56.002	(3)	
5	21 T.POURCHAIRE	49.985	21 T.POURCHAIRE	1:20.711	3 S.WHITE	45.223	5	31 U.DE PAUW	2:55.973	2:56.231	(5)	
6	5 A.ETEKI	50.108	5 A.ETEKI	1:21.024	31 U.DE PAUW	45.239	6	22 T.NOUET	2:56.345	2:57.287	(8)	
7	11 P.CHOVET	50.155	22 T.NOUET	1:21.031	11 P.CHOVET	45.259	7	5 A.ETEKI	2:56.456	2:56.682	(6)	
8	31 U.DE PAUW	50.162	11 P.CHOVET	1:21.132	21 T.POURCHAIRE	45.270	8	11 P.CHOVET	2:56.546	2:57.128	(7)	
9	30 E.MUTH	50.282	18 M.HERRERO	1:21.173	5 A.ETEKI	45.324	9	18 M.HERRERO	2:56.956	2:57.551	(9)	
10	27 U.DE WILDE	50.287	27 U.DE WILDE	1:21.290	10 R.DE GERUS	45.589	10	27 U.DE WILDE	2:57.246	2:57.998	(10)	
11	10 R.DE GERUS	50.302	10 R.DE GERUS	1:21.813	27 U.DE WILDE	45.669	11	30 E.MUTH	2:57.700	2:58.153	(11)	
12	87 O.MUTH	50.539	30 E.MUTH	1:22.217	87 O.MUTH	45.752	12	10 R.DE GERUS	2:57.704	2:58.278	(12)	
13	18 M.HERRERO	50.617	87 O.MUTH	1:22.306	22 T.NOUET	45.814	13	87 O.MUTH	2:58.597	2:59.568	(13)	
14	4 B.MOULIN	51.180	2 R.BOECKLER	1:22.730	2 R.BOECKLER	45.989	14	2 R.BOECKLER	3:00.333	3:00.333	(14)	
15	51 S.AL HABSI	51.253	51 S.AL HABSI	1:22.875	51 S.AL HABSI	46.464	15	51 S.AL HABSI	3:00.592	3:01.179	(15)	
16	1 B.BERTHELOT	51.492	4 B.MOULIN	1:23.529	16 S.LEHMANN	46.556	16	4 B.MOULIN	3:01.448	3:01.938	(16)	
17	2 R.BOECKLER	51.614	16 S.LEHMANN	1:23.887	1 B.BERTHELOT	46.628	17	1 B.BERTHELOT	3:02.514	3:02.681	(18)	
18	16 S.LEHMANN	52.167	1 B.BERTHELOT	1:24.394	4 B.MOULIN	46.739	18	16 S.LEHMANN	3:02.610	3:02.610	(17)	



CHAMPIONNAT DE FRANCE F4
SPA EURO RACE
QUALIFYING

Best Top Speeds


Driver	Team	Top 1		Top 2		Top 3		Top 4		Top 5		
		Kph	Lap	Kph	Lap	Kph	Lap	Kph	Lap	Kph	Lap	Avg
11 Pierre-Louis CHOVET		201.5	8	199.6	7	199.3	4	199.3	6	198.5	5	199,6
7 Arthur LECLERC		200.7	7	200.0	4	200.0	8	199.3	5	199.3	6	199,9
3 Stuart WHITE		200.4	8	199.6	6	199.6	7	199.6	9	198.9	4	199,6
22 Théo NOUET		200.0	7	200.0	8	198.9	4	198.9	6	198.9	9	199,3
23 Caio COLLET		200.0	7	198.5	9	198.2	6	197.8	5	197.1	4	198,3
27 Ugo DE WILDE		200.0	8	198.2	5	198.2	6	197.8	4	197.4	9	198,3
30 Esteban MUTH		200.0	8	199.6	5	199.6	6	198.2	7	198.2	9	199,1
31 Ulysse DE PAUW		200.0	8	199.6	7	198.9	4	198.5	6	197.8	5	199,0
21 Théo POURCHAIRE	JUN	199.6	7	199.3	8	198.2	6	197.4	5	196.7	4	198,2
87 O'Neill MUTH	JUN	198.9	8	198.2	5	198.2	6	198.2	7	196.0	4	197,9
10 Reshad DE GERUS	JUN	198.5	8	198.2	6	198.2	7	197.1	5	197.1	9	197,8
51 Shihab AL HABSI	JUN	198.2	8	197.8	7	197.4	9	196.0	6	195.7	5	197,0
4 Baptiste MOULIN		197.8	8	197.4	7	196.7	5	196.4	6	194.9	4	196,6
1 Baptiste BERTHELOT		197.4	8	197.1	5	196.7	6	194.6	7	194.2	4	196,0
18 Matéo HERRERO		197.4	7	197.1	8	197.1	9	195.7	6	194.6	5	196,4
2 Romain BOECKLER		197.1	8	196.4	4	193.5	3	192.9	7	190.5	6	194,1
5 Adam ETEKI		196.7	5	193.2	4	192.9	3	188.2	2	145.6	1	183,3
16 Sacha LEHMANN		190.1	6	189.5	7	189.1	8	179.7	5	173.1	4	184,3



CHAMPIONNAT DE FRANCE F4
SPA EURO RACE
QUALIFYING

Fastest Lap Sequence

Practice Time	Driver	Team	Car	Class	Time	Kph	Lap
5:55.041	23 Caio COLLET				2:58.817	141.0	2
8:52.119	23 Caio COLLET				2:57.078	142.4	3
11:48.117	23 Caio COLLET				2:55.998	143.3	4
12:00.015	7 Arthur LECLERC				2:55.964	143.3	4
14:43.825	23 Caio COLLET				2:55.708	143.5	5
14:55.667	7 Arthur LECLERC				2:55.652	143.5	5
17:39.118	23 Caio COLLET				2:55.293	143.8	6
17:50.651	7 Arthur LECLERC				2:54.984	144.1	6




CHAMPIONNAT DE FRANCE F4
SPA EURO RACE
QUALIFYING

Analysis

■ Personal Best ■ Session Best B Crossing the finish line in pit lane

Lap	Time	Sector 1	Sector 2	Sector 3	T. Spd	Elapsed	Lap	Time	Sector 1	Sector 2	Sector 3	T. Spd	Elapsed
1 Baptiste BERTHELOT FRA							2	2:59.321	51.371	1:22.136	45.814	193.9	6:06.905
1	3:35.210	1:10.336	1:32.940	51.934	108.3	3:35.210	3	2:57.146	50.436	1:21.133	45.577	194.9	9:04.051
2	3:12.683	54.228	1:26.776	51.679	159.5	6:47.893	4	2:55.964	50.013	1:20.875	45.076	200.0	12:00.015
3	3:06.476	52.942	1:26.027	47.507	191.2	9:54.369	5	2:55.652	49.692	1:20.868	45.092	199.3	14:55.667
4	3:09.907	52.561	1:30.133	47.213	194.2	13:04.276	6	2:54.984	49.709	1:20.465	44.810	199.3	17:50.651
5	3:06.107	52.649	1:26.000	47.458	197.1	16:10.383	7	2:55.724	49.492	1:21.400	44.832	200.7	20:46.375
6	3:04.010	51.990	1:25.081	46.939	196.7	19:14.393	8	3:04.766	49.634	1:22.596	52.536	200.0	23:51.141
7	3:02.983	51.835	1:24.520	46.628	194.6	22:17.376	9	2:56.431	50.523	1:20.730	45.178	197.8	26:47.572
8	3:02.681	51.492	1:24.394	46.795	197.4	25:20.057	10 Reshad DE GERUS FRA						
2 Romain BOECKLER FRA							1	3:23.492	1:00.832	1:32.414	50.246	128.9	3:23.492
1	3:33.924	1:08.244	1:33.054	52.626	134.3	3:33.924	2	3:09.176	53.205	1:28.134	47.837	189.5	6:32.668
2	3:14.421	54.155	1:27.414	52.852	186.2	6:48.345	3	3:01.834	52.266	1:22.971	46.597	191.5	9:34.502
3	3:10.014	54.041	1:27.847	48.126	193.5	9:58.359	4	3:00.832	50.913	1:23.449	46.470	196.7	12:35.334
4	3:04.616	52.920	1:24.669	47.027	196.4	13:02.975	5	2:58.783	50.829	1:22.000	45.954	197.1	15:34.117
5	3:02.819	52.480	1:23.684	46.655	189.8	16:05.794	6	2:59.108	50.604	1:22.619	45.885	198.2	18:33.225
6	3:03.327	52.139	1:23.654	47.534	190.5	19:09.121	7	2:58.127	50.700	1:21.813	45.614	198.2	21:31.352
7	3:00.954	51.875	1:22.908	46.171	192.9	22:10.075	8	3:00.432	50.302	1:24.051	46.079	198.5	24:31.784
8	3:00.333	51.614	1:22.730	45.989	197.1	25:10.408	9	2:58.278	50.735	1:21.954	45.589	197.1	27:30.062
3 Stuart WHITE FRA							11 Pierre-Louis CHOYET FRA						
1	3:18.081	57.570	1:28.457	52.054	160.0	3:18.081	1	3:14.659	51.798	1:28.421	54.440	149.0	3:14.659
2	3:03.968	51.256	1:25.433	47.279	193.2	6:22.049	2	3:02.090	52.225	1:23.695	46.170	193.9	6:16.749
3	2:57.539	50.459	1:21.425	45.655	197.1	9:19.588	3	2:58.928	51.156	1:22.093	45.679	196.0	9:15.677
4	2:57.504	50.685	1:21.247	45.572	198.9	12:17.092	4	2:58.417	50.586	1:22.553	45.278	199.3	12:14.094
5	3:00.232	50.604	1:23.533	46.095	198.5	15:17.324	5	2:57.531	50.187	1:21.823	45.521	198.5	15:11.625
6	2:56.141	49.952	1:20.966	45.223	199.6	18:13.465	6	2:57.128	50.155	1:21.445	45.528	199.3	18:08.753
7	2:56.691	50.199	1:20.999	45.493	199.6	21:10.156	7	2:56.637	50.246	1:21.132	45.259	199.6	21:05.390
8	2:56.506	50.403	1:20.775	45.328	200.4	24:06.662	8	2:57.348	50.216	1:21.583	45.549	201.5	24:02.738
9	2:56.708	50.356	1:20.599	45.753	199.6	27:03.370	9	3:02.740	50.517	1:22.032	50.191	195.7	27:05.478
4 Baptiste MOULIN BEL							16 Sacha LEHMANN FRA						
1	3:31.038	1:06.958	1:33.692	50.388	106.6	3:31.038	1	3:41.208	1:11.775	1:36.252	53.181	106.7	3:41.208
2	3:09.752	53.736	1:27.326	48.690	170.9	6:40.790	2	3:14.193	55.326	1:29.596	49.271	155.6	6:55.401
3	3:06.711	53.180	1:25.657	47.874	193.9	9:47.501	3	3:10.229	54.266	1:27.752	48.211	154.3	10:05.630
4	3:08.380	52.284	1:28.807	47.289	194.9	12:55.881	4	3:07.622	53.057	1:26.380	48.185	173.1	13:13.252
5	3:04.437	51.662	1:25.415	47.360	196.7	16:00.318	5	3:05.603	52.869	1:25.461	47.273	179.7	16:18.855
6	3:03.688	51.721	1:25.186	46.781	196.4	19:04.006	6	3:05.786	52.734	1:26.270	46.782	190.1	19:24.641
7	3:01.938	51.670	1:23.529	46.739	197.4	22:05.944	7	3:04.632	52.665	1:25.175	46.792	189.5	22:29.273
8	3:01.920	51.180	1:23.752	46.988	197.8	25:07.864	8	3:02.610	52.167	1:23.887	46.556	189.1	25:31.883
5 Adam ETEKI FRA							18 Matéo HERRERO FRA						
1	3:00.214	47.677	1:25.411	47.126	145.6	3:00.214	1	3:38.487	1:04.946	1:35.334	58.207	144.4	3:38.487
2	3:01.156	51.808	1:22.899	46.449	188.2	6:01.370	2	3:14.874	55.286	1:28.660	50.928	179.7	6:53.361
3	2:59.893	51.730	1:22.082	46.081	192.9	9:01.263	3	3:01.785	51.946	1:22.769	47.070	185.6	9:55.146
4	3:00.959	51.894	1:23.092	45.973	193.2	12:02.222	4	3:01.799	51.923	1:23.445	46.431	192.2	12:56.945
5	2:56.682	50.334	1:21.024	45.324	196.7	14:58.904	5	3:00.992	51.207	1:23.802	45.983	194.6	15:57.937
7 Arthur LECLERC MCO							6	2:59.187	51.208	1:22.495	45.484	195.7	18:57.124
1	3:07.584	50.292	1:26.456	50.836	152.1	3:07.584	7	2:57.711	50.617	1:21.928	45.166	197.4	21:54.835
							8	2:58.296	50.885	1:21.640	45.771	197.1	24:53.131
							9	2:57.551	50.738	1:21.173	45.640	197.1	27:50.682

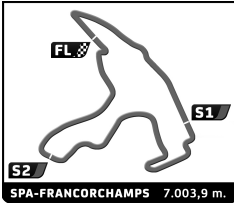


CHAMPIONNAT DE FRANCE F4
SPA EURO RACE
QUALIFYING

Analysis

Personal Best Session Best B Crossing the finish line in pit lane

Lap	Time	Sector 1	Sector 2	Sector 3	T. Spd	Elapsed	Lap	Time	Sector 1	Sector 2	Sector 3	T. Spd	Elapsed	
21	Théo POURCHAIRE						FRA	7	2:59.488	50.282	1:22.798	46.408	198.2	21:29.004
	1	3:10.966	49.204	1:28.497	53.265	154.5	8	2:59.054	50.496	1:22.217	46.341	200.0	24:28.058	
	2	3:00.242	51.586	1:22.571	46.085	190.1	9	2:59.057	50.606	1:22.395	46.056	198.2	27:27.115	
	3	2:58.500	51.182	1:21.698	45.620	194.2	31 Ulysse DE PAUW						BEL	
	4	3:01.518	50.621	1:21.195	49.702	196.7	1	3:05.900	48.180	1:27.461	50.259	158.1	3:05.900	
	5	2:56.431	50.350	1:20.811	45.270	197.4	2	3:00.121	52.071	1:22.125	45.925	193.2	6:06.021	
	6	2:56.698	50.157	1:21.082	45.459	198.2	3	3:01.855	51.177	1:23.289	47.389	193.9	9:07.876	
	7	2:56.341	49.985	1:21.030	45.326	199.6	4	2:58.434	50.751	1:22.158	45.525	198.9	12:06.310	
	8	2:56.002	50.020	1:20.711	45.271	199.3	5	2:57.067	50.533	1:21.077	45.457	197.8	15:03.377	
	9	2:57.390	50.383	1:21.430	45.577	196.7	6	2:56.469	50.423	1:20.651	45.395	198.5	17:59.846	
22	Théo NOUET						FRA	7	2:56.231	50.420	1:20.572	45.239	199.6	20:56.077
	1	3:18.351	1:01.339	1:28.552	48.460	138.3	8	2:56.188	50.162	1:20.592	45.434	200.0	23:52.265	
	2	3:04.363	52.698	1:25.360	46.305	169.5	9	2:59.051	52.217	1:20.928	45.906	197.1	26:51.316	
	3	3:05.245	51.304	1:27.549	46.392	192.5	51 Shihab AL HABSI						OMN	
	4	2:57.590	50.512	1:21.040	46.038	198.9	1	3:25.811	1:05.155	1:30.275	50.381	154.1	3:25.811	
	5	2:58.400	50.493	1:21.844	46.063	198.5	2	3:08.261	53.651	1:26.367	48.243	168.5	6:34.072	
	6	2:59.664	49.813	1:23.612	46.239	198.9	3	3:04.037	52.400	1:23.943	47.694	191.5	9:38.109	
	7	2:57.554	49.500	1:22.038	46.016	200.0	4	3:02.510	52.343	1:23.180	46.987	194.2	12:40.619	
	8	2:57.287	50.054	1:21.419	45.814	200.0	5	3:01.681	51.797	1:22.880	47.004	195.7	15:42.300	
	9	2:57.202	49.991	1:21.031	46.180	198.9	6	3:02.695	51.961	1:24.270	46.464	196.0	18:44.995	
23	Caio COLLET						FRA	7	3:00.972	51.496	1:22.875	46.601	197.8	21:45.967
	1	2:56.224	44.799	1:24.641	46.784	170.1	8	3:02.285	51.517	1:23.982	46.786	198.2	24:48.252	
	2	2:58.817	51.222	1:21.731	45.864	192.5	9	3:01.179	51.253	1:23.139	46.787	197.4	27:49.431	
	3	2:57.078	50.654	1:20.886	45.538	194.6	87 O'Neill MUTH						FRA	
	4	2:55.998	50.254	1:20.479	45.265	197.1	1	3:28.937	1:03.135	1:31.761	54.041	127.4	3:28.937	
	5	2:55.708	50.196	1:20.551	44.961	197.8	2	3:08.108	52.778	1:27.982	47.348	163.1	6:37.045	
	6	2:55.293	49.937	1:20.335	45.021	198.2	3	3:02.862	51.648	1:24.582	46.632	183.1	9:39.907	
	7	2:55.294	49.828	1:20.689	44.777	200.0	4	3:02.026	51.719	1:24.120	46.187	196.0	12:41.933	
	8	3:15.778	1:00.585	1:25.335	49.858	120.0	5	3:11.692	51.547	1:27.853	52.292	198.2	15:53.625	
	9	2:55.887	50.098	1:20.631	45.158	198.5	6	2:59.568	50.985	1:22.306	46.277	198.2	18:53.193	
27	Ugo DE WILDE						BEL	7	2:59.193	50.539	1:22.902	45.752	198.2	21:52.386
	1	2:58.741	46.637	1:25.321	46.783	151.0	8	3:03.151	50.569	1:22.978	49.604	198.9	24:55.537	
	2	2:59.471	51.702	1:21.831	45.938	192.2	30 Esteban MUTH						DEU	
	3	2:58.261	51.056	1:21.290	45.915	194.9	1	3:21.995	59.441	1:29.723	52.831	123.6	3:21.995	
	4	2:57.998	50.769	1:21.392	45.837	197.8	2	3:05.919	51.906	1:27.169	46.844	183.7	6:27.914	
	5	3:02.987	50.840	1:26.478	45.669	198.2	3	3:01.267	51.237	1:23.651	46.379	194.9	9:29.181	
	6	2:58.078	50.573	1:21.461	46.044	198.2	4	3:02.270	50.816	1:23.088	48.366	197.1	12:31.451	
	7	3:07.802	51.951	1:29.265	46.586	194.2	5	2:58.153	50.408	1:22.544	45.201	199.6	15:29.604	
	8	2:58.257	50.287	1:22.082	45.888	200.0	6	2:59.912	50.422	1:23.015	46.475	199.6	18:29.516	
	9	2:59.327	51.198	1:22.095	46.034	197.4								



CHAMPIONNAT DE FRANCE F4
SPA EURO RACE
RACE 1 (20' +1 lap)


Starting Grid

3:02.610	Sacha LEHMANN	16	- 9 -	1	Baptiste BERTHELOT	3:02.681
3:01.179	Shihab AL HABSI	51	- 8 -	4	Baptiste MOULIN	3:01.938
2:59.568	O'Neill MUTH	87	- 7 -	2	Romain BOECKLER	3:00.333
2:58.153	Esteban MUTH	30	- 6 -	10	Reshad DE GERUS	2:58.278
2:57.551	Matéo HERRERO	18	- 5 -	27	Ugo DE WILDE	2:57.998
2:57.128	Pierre-Louis CHOVEL	11	- 4 -	22	Théo NOUET	2:57.287
2:56.231	Ulysse DE PAUW	31	- 3 -	5	Adam ETEKI	2:56.682
2:56.002	Théo POURCHAIRE	21	- 2 -	3	Stuart WHITE	2:56.141
2:54.984	Arthur LECLERC	7	- 1 -	23	Caio COLLET	2:55.293

Pole

Stewards:

Timekeeper:



CHAMPIONNAT DE FRANCE F4

SPA EURO RACE

RACE 1 (20' +1 lap)

Classification


Drivers	Nat	Team	Vehicle	Class	Laps	Total Time	Gap	Kph	Best Lap		
									Lap	Time	Kph
1 31 Ulysse DE PAUW	BEL				9	23:11.293	-	163.1	5	2:33.801	163.9
2 11 Pierre-Louis CHOVET	FRA				9	23:12.974	+1.681	162.9	6	2:33.605	164.1
3 7 Arthur LECLERC	MCO				9	23:14.489	+3.196	162.7	8	2:33.849	163.9
4 3 Stuart WHITE	FRA				9	23:15.924	+4.631	162.6	8	2:33.235	164.5
5 21 Théo POURCHAIRE	FRA			JUN	9	23:15.998	+4.705	162.6	8	2:33.160	164.6
6 5 Adam ETEKI	FRA				9	23:16.714	+5.421	162.5	8	2:33.197	164.6
7 22 Théo NOUET	FRA				9	23:20.728	+9.435	162.0	5	2:33.948	163.8
8 27 Ugo DE WILDE	BEL				9	23:22.380	+11.087	161.8	8	2:33.979	163.8
9 30 Esteban MUTH	DEU				9	23:22.715	+11.422	161.8	6	2:33.735	164.0
10 18 Matéo HERRERO	FRA				9	23:27.706	+16.413	161.2	5	2:35.079	162.6
11 10 Reshad DE GERUS	FRA			JUN	9	23:29.559	+18.266	161.0	7	2:34.468	163.2
12 51 Shihab AL HABSI	OMN			JUN	9	23:29.899	+18.606	161.0	7	2:34.611	163.1
13 87 O'Neill MUTH	FRA			JUN	9	23:33.471	+22.178	160.5	8	2:35.191	162.5
14 2 Romain BOECKLER	FRA				9	23:40.296	+29.003	159.8	8	2:35.728	161.9
15 16 Sacha LEHMANN	FRA				9	23:40.478	+29.185	159.8	8	2:35.010	162.7
16 1 Baptiste BERTHELOT	FRA				9	23:52.022	+40.729	158.5	3	2:36.542	161.1
17 4 Baptiste MOULIN	BEL				9	23:57.929	+46.636	157.8	7	2:37.498	160.1
Not classified:											
23 Caio COLLET	FRA				2	6:01.919					

Pole Position		A. LECLERC	2:54.984	144.1 Kph
Fastest Lap	Lap 8	Théo POURCHAIRE	2:33.160	164.6 Kph

Published at:

Track Status: **DRY**

Race Director:	Timekeeper:
-----------------------	--------------------



CHAMPIONNAT DE FRANCE F4

SPA EURO RACE

RACE 1


Classification by Group

Nr. Driver	Nat	Team	Car	Laps	Total Time	Gap	Kph	Best Lap		
								Lap	Time	Kph
F4										
1	31	Ulysse DE PAUW	BEL	9	23:11.293		163.1	5	2:33.801	163.9
2	11	Pierre-Louis CHOYET	FRA	9	23:12.974	+1.681	162.9	6	2:33.605	164.1
3	7	Arthur LECLERC	MCO	9	23:14.489	+3.196	162.7	8	2:33.849	163.9
4	3	Stuart WHITE	FRA	9	23:15.924	+4.631	162.6	8	2:33.235	164.5
5	5	Adam ETEKI	FRA	9	23:16.714	+5.421	162.5	8	2:33.197	164.6
6	22	Théo NOUET	FRA	9	23:20.728	+9.435	162.0	5	2:33.948	163.8
7	27	Ugo DE WILDE	BEL	9	23:22.380	+11.087	161.8	8	2:33.979	163.8
8	30	Esteban MUTH	DEU	9	23:22.715	+11.422	161.8	6	2:33.735	164.0
9	18	Matéo HERRERO	FRA	9	23:27.706	+16.413	161.2	5	2:35.079	162.6
10	2	Romain BOECKLER	FRA	9	23:40.296	+29.003	159.8	8	2:35.728	161.9
11	16	Sacha LEHMANN	FRA	9	23:40.478	+29.185	159.8	8	2:35.010	162.7
12	1	Baptiste BERTHELOT	FRA	9	23:52.022	+40.729	158.5	3	2:36.542	161.1
13	4	Baptiste MOULIN	BEL	9	23:57.929	+46.636	157.8	7	2:37.498	160.1
Not classified:										
23		Caio COLLET	FRA	2	6:01.919					

Published at:

Track Status: **DRY**

Race Director:	Timekeeper:
-----------------------	--------------------



CHAMPIONNAT DE FRANCE F4

SPA EURO RACE

RACE 1

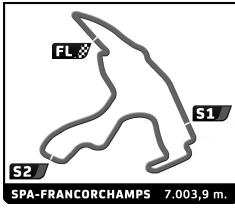
Classification by Group

Nr. Driver	Nat	Team	Car	Laps	Total Time	Gap	Kph	Best Lap		
								Lap	Time	Kph
JUN										
1	21	Théo POURCHAIRE	FRA	9	23:15.998		162.6	8	2:33.160	164.6
2	10	Reshad DE GERUS	FRA	9	23:29.559	+13.561	161.0	7	2:34.468	163.2
3	51	Shihab AL HABSI	OMN	9	23:29.899	+13.901	161.0	7	2:34.611	163.1
4	87	O'Neill MUTH	FRA	9	23:33.471	+17.473	160.5	8	2:35.191	162.5

Published at:

Track Status: **DRY**

Race Director:	Timekeeper:
-----------------------	--------------------



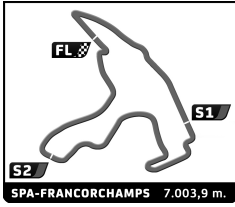
CHAMPIONNAT DE FRANCE F4

SPA EURO RACE

RACE 1

Best Sector Times

SECTOR 1			SECTOR 2		SECTOR 3		Pos	Driver	Ideal Lap	Best Lap	
Pos	Driver	Time	Driver	Time	Driver	Time					
1	27 U.DE WILDE	45.415	31 U.DE PAUW	1:06.758	21 T.POURCHAIRE	40.288	1	21 T.POURCHAIRE	2:33.078	2:33.160	(1)
2	21 T.POURCHAIRE	45.611	3 S.WHITE	1:06.916	30 E.MUTH	40.329	2	5 A.ETEKI	2:33.108	2:33.197	(2)
3	5 A.ETEKI	45.649	11 P.CHOVET	1:07.059	5 A.ETEKI	40.360	3	3 S.WHITE	2:33.235	2:33.235	(3)
4	30 E.MUTH	45.671	7 A.LECLERC	1:07.082	3 S.WHITE	40.371	4	11 P.CHOVET	2:33.302	2:33.605	(4)
5	51 S.AL HABSI	45.713	5 A.ETEKI	1:07.099	22 T.NOUET	40.399	5	27 U.DE WILDE	2:33.376	2:33.979	(9)
6	22 T.NOUET	45.801	21 T.POURCHAIRE	1:07.179	11 P.CHOVET	40.434	6	31 U.DE PAUW	2:33.441	2:33.801	(6)
7	11 P.CHOVET	45.809	22 T.NOUET	1:07.436	51 S.AL HABSI	40.476	7	30 E.MUTH	2:33.589	2:33.735	(5)
8	10 R.DE GERUS	45.901	27 U.DE WILDE	1:07.474	27 U.DE WILDE	40.487	8	7 A.LECLERC	2:33.630	2:33.849	(7)
9	3 S.WHITE	45.948	30 E.MUTH	1:07.589	10 R.DE GERUS	40.497	9	22 T.NOUET	2:33.636	2:33.948	(8)
10	7 A.LECLERC	46.032	10 R.DE GERUS	1:07.625	7 A.LECLERC	40.516	10	10 R.DE GERUS	2:34.023	2:34.468	(10)
11	31 U.DE PAUW	46.102	87 O.MUTH	1:07.811	31 U.DE PAUW	40.581	11	51 S.AL HABSI	2:34.212	2:34.611	(11)
12	16 S.LEHMANN	46.216	16 S.LEHMANN	1:07.822	87 O.MUTH	40.706	12	87 O.MUTH	2:34.819	2:35.191	(14)
13	18 M.HERRERO	46.271	18 M.HERRERO	1:07.944	18 M.HERRERO	40.716	13	16 S.LEHMANN	2:34.839	2:35.010	(12)
14	87 O.MUTH	46.302	2 R.BOECKLER	1:07.979	16 S.LEHMANN	40.801	14	18 M.HERRERO	2:34.931	2:35.079	(13)
15	1 B.BERTHELOT	46.430	51 S.AL HABSI	1:08.023	2 R.BOECKLER	40.947	15	2 R.BOECKLER	2:35.511	2:35.728	(15)
16	4 B.MOULIN	46.492	23 C.COLLET	1:08.516	1 B.BERTHELOT	41.122	16	1 B.BERTHELOT	2:36.424	2:36.542	(16)
17	2 R.BOECKLER	46.585	1 B.BERTHELOT	1:08.872	4 B.MOULIN	41.150	17	23 C.COLLET	2:36.537		
18	23 C.COLLET	46.618	4 B.MOULIN	1:09.673	23 C.COLLET	41.403	18	4 B.MOULIN	2:37.315	2:37.498	(17)



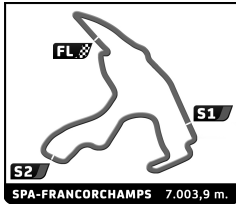
CHAMPIONNAT DE FRANCE F4

SPA EURO RACE

RACE 1

Best Top Speeds

Driver	Team	Top 1		Top 2		Top 3		Top 4		Top 5		Avg
		Kph	Lap	Kph	Lap	Kph	Lap	Kph	Lap	Kph	Lap	
30 Esteban MUTH		218.6	6	217.7	4	215.1	3	215.1	5	213.9	7	216,1
5 Adam ETEKI		217.7	7	216.9	6	215.1	8	214.3	5	213.9	9	215,6
27 Ugo DE WILDE		217.7	5	216.0	3	215.1	4	214.3	8	213.9	7	215,4
22 Théo NOUET		217.3	6	215.1	7	214.7	2	214.7	8	214.3	9	215,2
51 Shihab AL HABSI	JUN	216.9	9	216.4	4	216.4	5	216.0	6	215.6	8	216,3
21 Théo POURCHAIRE	JUN	216.4	8	216.4	9	215.6	5	215.1	7	214.3	6	215,6
11 Pierre-Louis CHOVEL		216.0	2	213.9	3	213.4	4	213.4	7	213.4	9	214,0
10 Reshad DE GERUS	JUN	214.3	3	213.9	7	211.8	4	211.4	6	210.5	5	212,4
1 Baptiste BERTHELOT		214.3	5	211.4	3	211.4	6	210.9	4	210.9	7	211,8
18 Matéo HERRERO		213.9	4	212.2	5	212.2	6	211.8	7	211.4	2	212,3
7 Arthur LECLERC		213.4	4	212.6	5	212.2	6	211.8	7	211.8	8	212,4
3 Stuart WHITE		213.4	8	212.6	7	212.2	6	212.2	9	211.8	4	212,4
31 Ulysse DE PAUW		213.0	2	210.5	6	210.5	7	210.5	8	210.1	9	210,9
16 Sacha LEHMANN		212.2	8	211.8	4	211.8	7	210.9	9	210.5	6	211,4
87 O'Neill MUTH	JUN	211.8	8	211.4	2	211.4	4	211.4	5	211.4	6	211,5
2 Romain BOECKLER		211.4	2	211.4	4	211.4	5	210.5	3	210.5	6	211,0
4 Baptiste MOULIN		209.7	5	209.7	6	209.7	7	209.3	4	209.3	8	209,5
23 Caio COLLET		209.3	2									209,3



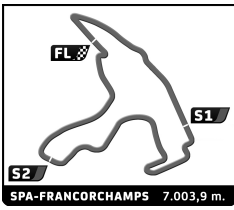
CHAMPIONNAT DE FRANCE F4

SPA EURO RACE

RACE 1

Fastest Lap Sequence

Practice Time	Driver	Team	Car	Class	Time	Kph	Lap
5:13.583	31 Ulysse DE PAUW				2:34.468	163.2	2
7:47.907	31 Ulysse DE PAUW				2:34.324	163.4	3
7:49.083	11 Pierre-Louis CHOVET				2:34.017	163.7	3
10:21.750	31 Ulysse DE PAUW				2:33.843	163.9	4
12:55.551	31 Ulysse DE PAUW				2:33.801	163.9	5
15:31.533	11 Pierre-Louis CHOVET				2:33.605	164.1	6
18:08.657	3 Stuart WHITE				2:33.471	164.3	7
18:09.137	21 Théo POURCHAIRE			JUN	2:33.351	164.4	7
20:41.892	3 Stuart WHITE				2:33.235	164.5	8
20:42.297	21 Théo POURCHAIRE			JUN	2:33.160	164.6	8



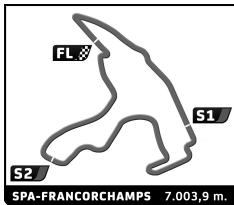
CHAMPIONNAT DE FRANCE F4

SPA EURO RACE

RACE 1

Lap Chart

		LAP									
Nr	Pos	Grid	1	2	3	4	5	6	7	8	9
7	1	7	7	31	31	31	31	31	31	31	31
23	2	23	23	7	7	11	11	11	11	11	11
21	3	21	3	11	11	7	7	7	7	7	7
3	4	3	31	5	21	3	3	3	3	3	3
31	5	31	11	21	3	21	21	21	21	21	21
5	6	5	21	3	5	5	5	5	5	5	5
11	7	11	5	22	27	27	27	30	30	30	22
22	8	22	27	27	22	30	30	27	27	27	27
18	9	18	22	30	30	22	22	22	22	22	30
27	10	27	30	18	18	18	18	18	18	18	18
30	11	30	18	51	10	10	10	51	51	10	10
10	12	10	10	10	51	51	51	10	10	51	51
87	13	87	51	87	87	87	87	87	87	87	87
2	14	2	87	2	2	2	2	2	2	2	2
51	15	51	2	1	1	16	16	16	16	16	16
4	16	4	4	16	16	1	1	1	1	1	1
16	17	16	1	4	4	4	4	4	4	4	4
1	18	1	16	23							



CHAMPIONNAT DE FRANCE F4


SPA EURO RACE

RACE 1

Analysis by lap

 Lapped

Nr	Lap Time	Gap	Nr	Lap Time	Gap	Nr	Lap Time	Gap	Nr	Lap Time	Gap	Nr	Lap Time	Gap
Lap 1														
			1	2:36.542	16.060	2	2:36.752	21.966	87	2:35.638	22.178			
			16	2:36.819	16.704	16	2:36.465	23.988	2	2:36.701	29.003			
7	2:38.169		4	2:39.437	22.367	1	2:38.006	28.213	16	2:36.608	29.185			
23	2:38.672	0.503												
3	2:38.784	0.615												
31	2:39.115	0.946												
11	2:39.437	1.268												
21	2:40.365	2.196												
5	2:40.576	2.407												
27	2:40.759	2.590												
22	2:41.652	3.483												
30	2:41.927	3.758												
18	2:43.172	5.003												
10	2:43.984	5.815												
51	2:44.291	6.122												
87	2:46.087	7.918												
2	2:46.637	8.468												
4	2:48.191	10.022												
1	2:48.940	10.771												
16	2:49.091	10.922												
Lap 2														
31	2:34.468													
7	2:36.007	0.593												
11	2:35.629	1.483												
5	2:36.431	3.424												
21	2:36.676	3.458												
3	2:38.543	3.744												
22	2:35.975	4.044												
27	2:37.284	4.460												
30	2:36.573	4.917												
18	2:36.173	5.762												
51	2:37.171	7.879												
10	2:38.000	8.401												
87	2:37.536	10.040												
2	2:38.644	11.698												
1	2:38.485	13.842												
16	2:38.701	14.209												
4	2:42.646	17.254												
23	3:23.247	48.336												
Lap 3														
31	2:34.324													
7	2:34.807	1.076												
11	2:34.017	1.176												
21	2:35.801	4.935												
3	2:35.713	5.133												
5	2:36.210	5.310												
27	2:35.691	5.827												
22	2:36.296	6.016												
30	2:35.545	6.138												
18	2:35.879	7.317												
10	2:35.789	9.866												
51	2:36.679	10.234												
87	2:37.117	12.833												
2	2:36.764	14.138												
Lap 4														
31	2:33.843													
11	2:34.693	2.026												
7	2:34.959	2.192												
3	2:34.386	5.676												
21	2:34.893	5.985												
5	2:34.940	6.407												
27	2:34.690	6.674												
30	2:34.792	7.087												
22	2:35.721	7.894												
18	2:35.240	8.714												
10	2:35.212	11.235												
51	2:35.367	11.758												
87	2:35.951	14.941												
2	2:36.151	16.446												
16	2:36.918	19.779												
1	2:38.455	20.672												
4	2:38.919	27.443												
Lap 5														
31	2:33.801													
11	2:34.152	2.377												
7	2:34.742	3.133												
3	2:34.026	5.901												
21	2:33.868	6.052												
5	2:33.882	6.488												
27	2:34.405	7.278												
30	2:34.396	7.682												
22	2:33.948	8.041												
18	2:35.079	9.992												
10	2:34.944	12.378												
51	2:34.896	12.853												
87	2:35.339	16.479												
2	2:36.542	19.187												
16	2:35.518	21.496												
1	2:37.309	24.180												
4	2:37.952	31.594												
Lap 6														
31	2:33.973													
11	2:33.605	2.009												
7	2:33.880	3.040												
3	2:33.734	5.662												
21	2:34.183	6.262												
5	2:34.170	6.685												
30	2:33.735	7.444												
27	2:34.778	8.083												
22	2:34.529	8.597												
18	2:35.485	11.504												
51	2:35.148	14.028												
10	2:35.943	14.348												
87	2:35.340	17.846												
Lap 7														
31	2:33.887													
11	2:33.894	2.016												
7	2:33.898	3.051												
3	2:33.471	5.246												
21	2:33.351	5.726												
5	2:33.681	6.479												
30	2:34.141	7.698												
27	2:34.245	8.441												
22	2:34.109	8.819												
18	2:35.813	13.430												
51	2:34.611	14.752												
10	2:34.468	14.929												
87	2:35.272	19.231												
2	2:36.377	24.456												
16	2:35.348	25.449												
1	2:37.597	31.923												
4	2:37.498	38.930												
Lap 8														
31	2:33.927													
11	2:33.636	1.725												
7	2:33.849	2.973												
3	2:33.235	4.554												
21	2:33.160	4.959												
5	2:33.197	5.749												
30	2:34.337	8.108												
27	2:33.979	8.493												
22	2:34.040	8.932												
18	2:35.409	14.912												
10	2:35.375	16.377												
51	2:36.159	16.984												
87	2:35.191	20.495												
2	2:35.728	26.257												
16	2:35.010	26.532												
1	2:38.122	36.118												
4	2:37.914	42.917												
Lap 9														
31	2:33.955													
11	2:33.911	1.681												
7	2:34.178	3.196												
3	2:34.032	4.631												
21	2:33.701	4.705												
5	2:33.627	5.421												
22	2:34.458	9.435												
27	2:36.549	11.087												
30	2:37.269	11.422												
18	2:35.456	16.413												
10	2:35.844	18.266												
51	2:35.577	18.606												



CHAMPIONNAT DE FRANCE F4


SPA EURO RACE

RACE 1

Analysis

■ Personal Best ■ Session Best B Crossing the finish line in pit lane

Lap	Time	Sector 1	Sector 2	Sector 3	T. Spd	Elapsed	Lap	Time	Sector 1	Sector 2	Sector 3	T. Spd	Elapsed		
1	Baptiste BERTHELOT						FRA	7	2:33.681	45.704	1:07.519	40.458	217.7	18:09.890	
	1	2:48.940	53.676	1:12.696	42.568	2:48.940	8	2:33.197	45.649	1:07.099	40.449	215.1	20:43.087		
	2	2:38.485	47.395	1:09.968	41.122	209.3	5:27.425	9	2:33.627	45.978	1:07.139	40.510	213.9	23:16.714	
	3	2:36.542	46.527	1:08.872	41.143	211.4	8:03.967								
	4	2:38.455	46.649	1:09.930	41.876	210.9	10:42.422								
	5	2:37.309	46.430	1:09.502	41.377	214.3	13:19.731								
	6	2:38.006	46.854	1:09.951	41.201	211.4	15:57.737								
	7	2:37.597	46.557	1:09.742	41.298	210.9	18:35.334								
	8	2:38.122	46.738	1:09.632	41.752	210.1	21:13.456								
	9	2:38.566	47.096	1:10.068	41.402	210.1	23:52.022								
2	Romain BOECKLER						FRA	7	Arthur LECLERC						MCO
	1	2:46.637	52.256	1:12.246	42.135	2:46.637	1	2:38.169	48.345	1:08.284	41.540		2:38.169		
	2	2:38.644	46.957	1:10.339	41.348	211.4	5:25.281	2	2:36.007	47.129	1:08.062	40.816	204.5	5:14.176	
	3	2:36.764	46.843	1:08.702	41.219	210.5	8:02.045	3	2:34.807	46.427	1:07.286	41.094	210.5	7:48.983	
	4	2:36.151	46.593	1:08.611	40.947	211.4	10:38.196	4	2:34.959	46.705	1:07.255	40.999	213.4	10:23.942	
	5	2:36.542	46.585	1:08.630	41.327	211.4	13:14.738	5	2:34.742	46.037	1:07.992	40.713	212.6	12:58.684	
	6	2:36.752	46.612	1:08.969	41.171	210.5	15:51.490	6	2:33.880	46.093	1:07.117	40.670	212.2	15:32.564	
	7	2:36.377	46.684	1:08.546	41.147	210.1	18:27.867	7	2:33.898	46.163	1:07.082	40.653	211.8	18:06.462	
	8	2:35.728	46.606	1:07.979	41.143	209.7	21:03.595	8	2:33.849	46.032	1:07.301	40.516	211.8	20:40.311	
	9	2:36.701	46.726	1:08.554	41.421	209.3	23:40.296	9	2:34.178	46.355	1:07.138	40.685	210.1	23:14.489	
3	Stuart WHITE						FRA	10	Reshad DE GERUS						FRA
	1	2:38.784	48.802	1:08.819	41.163	2:38.784	1	2:43.984	51.514	1:10.986	41.484		2:43.984		
	2	2:38.543	46.534	1:11.472	40.537	209.3	5:17.327	2	2:38.000	48.215	1:08.941	40.844	207.7	5:21.984	
	3	2:35.713	46.036	1:08.777	40.900	207.7	7:53.040	3	2:35.789	46.065	1:08.508	41.216	214.3	7:57.773	
	4	2:34.386	46.296	1:07.386	40.704	211.8	10:27.426	4	2:35.212	46.429	1:07.744	41.039	211.8	10:32.985	
	5	2:34.026	46.036	1:07.442	40.548	211.4	13:01.452	5	2:34.944	46.495	1:07.625	40.824	210.5	13:07.929	
	6	2:33.734	45.979	1:07.216	40.539	212.2	15:35.186	6	2:35.943	46.400	1:08.777	40.766	211.4	15:43.872	
	7	2:33.471	45.976	1:07.013	40.482	212.6	18:08.657	7	2:34.468	45.901	1:08.070	40.497	213.9	18:18.340	
	8	2:33.235	45.948	1:06.916	40.371	213.4	20:41.892	8	2:35.375	46.786	1:07.686	40.903	210.5	20:53.715	
	9	2:34.032	46.040	1:07.318	40.674	212.2	23:15.924	9	2:35.844	46.283	1:08.597	40.964	210.1	23:29.559	
4	Baptiste MOULIN						BEL	11	Pierre-Louis CHOVET						FRA
	1	2:48.191	52.996	1:13.077	42.118	2:48.191	1	2:39.437	49.853	1:08.820	40.764		2:39.437		
	2	2:42.646	48.270	1:13.202	41.174	197.4	5:30.837	2	2:35.629	46.050	1:09.095	40.484	216.0	5:15.066	
	3	2:39.437	47.046	1:11.241	41.150	208.9	8:10.274	3	2:34.017	46.069	1:07.270	40.678	213.9	7:49.083	
	4	2:38.919	46.880	1:10.806	41.233	209.3	10:49.193	4	2:34.693	46.491	1:07.764	40.438	213.4	10:23.776	
	5	2:37.952	46.492	1:10.158	41.302	209.7	13:27.145	5	2:34.152	46.183	1:07.429	40.540	210.5	12:57.928	
	6	2:37.698	46.539	1:09.989	41.170	209.7	16:04.843	6	2:33.605	45.859	1:07.059	40.687	213.0	15:31.533	
	7	2:37.498	46.589	1:09.673	41.236	209.7	18:42.341	7	2:33.894	45.821	1:07.533	40.540	213.4	18:05.427	
	8	2:37.914	46.653	1:09.901	41.360	209.3	21:20.255	8	2:33.636	45.809	1:07.393	40.434	212.6	20:39.063	
	9	2:37.674	46.653	1:09.854	41.167	209.3	23:57.929	9	2:33.911	45.813	1:07.547	40.551	213.4	23:12.974	
5	Adam ETEKI						FRA	16	Sacha LEHMANN						FRA
	1	2:40.576	50.164	1:09.502	40.910	2:40.576	1	2:49.091	54.124	1:12.576	42.391		2:49.091		
	2	2:36.431	47.340	1:08.185	40.906	208.5	5:17.007	2	2:38.701	47.598	1:10.167	40.936	209.7	5:27.792	
	3	2:36.210	46.299	1:07.827	42.084	209.3	7:53.217	3	2:36.819	47.335	1:08.683	40.801	208.5	8:04.611	
	4	2:34.940	46.579	1:07.981	40.380	213.4	10:28.157	4	2:36.918	46.640	1:09.037	41.241	211.8	10:41.529	
	5	2:33.882	45.740	1:07.730	40.412	214.3	13:02.039	5	2:35.518	46.741	1:07.822	40.955	210.1	13:17.047	
	6	2:34.170	45.702	1:08.108	40.360	216.9	15:36.209	6	2:36.465	47.432	1:07.943	41.090	210.5	15:53.512	
								7	2:35.348	46.342	1:07.989	41.017	211.8	18:28.860	
								8	2:35.010	46.216	1:07.974	40.820	212.2	21:03.870	
								9	2:36.608	46.406	1:09.111	41.091	210.9	23:40.478	
18	Matéo HERRERO						FRA	1	2:43.172	51.101	1:10.659	41.412		2:43.172	
	2	2:36.173	46.669	1:08.737	40.767	211.4	5:19.345	2	2:36.173	46.669	1:08.737	40.767	211.4	5:19.345	
	3	2:35.879	46.604	1:08.435	40.840	211.4	7:55.224	3	2:35.879	46.604	1:08.435	40.840	211.4	7:55.224	



CHAMPIONNAT DE FRANCE F4


SPA EURO RACE

RACE 1

Analysis

■ Personal Best
 ■ Session Best
 ■ B Crossing the finish line in pit lane

Lap	Time	Sector 1	Sector 2	Sector 3	T. Spd	Elapsed	Lap	Time	Sector 1	Sector 2	Sector 3	T. Spd	Elapsed
21 Théo POURCHAIRE FRA													
1	2:40.365	50.047	1:09.275	41.043		2:40.365							
2	2:36.676	47.622	1:08.381	40.673	208.1	5:17.041							
3	2:35.801	46.225	1:08.389	41.187	210.1	7:52.842							
4	2:34.893	46.538	1:07.651	40.704	210.1	10:27.735							
5	2:33.868	45.730	1:07.750	40.388	215.6	13:01.603							
6	2:34.183	45.862	1:07.913	40.408	214.3	15:35.786							
7	2:33.351	45.820	1:07.179	40.352	215.1	18:09.137							
8	2:33.160	45.611	1:07.261	40.288	216.4	20:42.297							
9	2:33.701	45.718	1:07.606	40.377	216.4	23:15.998							
22 Théo NOUET FRA													
1	2:41.652	50.901	1:09.669	41.082		2:41.652							
2	2:35.975	46.448	1:08.953	40.574	214.7	5:17.627							
3	2:36.296	46.139	1:09.236	40.921	211.8	7:53.923							
4	2:35.721	46.558	1:08.690	40.473	213.9	10:29.644							
5	2:33.948	46.113	1:07.436	40.399	212.6	13:03.592							
6	2:34.529	45.801	1:07.999	40.729	217.3	15:38.121							
7	2:34.109	46.078	1:07.488	40.543	215.1	18:12.230							
8	2:34.040	46.139	1:07.450	40.451	214.7	20:46.270							
9	2:34.458	46.074	1:07.630	40.754	214.3	23:20.728							
23 Caio COLLET FRA													
1	2:38.672	48.753	1:08.516	41.403		2:38.672							
2	3:23.247 B	46.618	1:30.357	1:06.272	209.3	6:01.919							
27 Ugo DE WILDE BEL													
1	2:40.759	50.781	1:09.247	40.731		2:40.759							
2	2:37.284	47.541	1:09.171	40.572	209.7	5:18.043							
3	2:35.691	45.695	1:08.960	41.036	216.0	7:53.734							
4	2:34.690	46.034	1:07.688	40.968	215.1	10:28.424							
5	2:34.405	45.415	1:08.372	40.618	217.7	13:02.829							
6	2:34.778	46.146	1:08.107	40.525	212.2	15:37.607							
7	2:34.245	46.142	1:07.507	40.596	213.9	18:11.852							
8	2:33.979	46.018	1:07.474	40.487	214.3	20:45.831							
9	2:36.549	45.947	1:09.483	41.119	213.9	23:22.380							
30 Esteban MUTH DEU													
1	2:41.927	51.071	1:09.936	40.920		2:41.927							
2	2:36.573	46.355	1:09.573	40.645	205.3	5:18.500							
3	2:35.545	45.993	1:08.841	40.711	215.1	7:54.045							
4	2:34.792	46.507	1:07.956	40.329	217.7	10:28.837							
5	2:34.396	45.898	1:07.925	40.573	215.1	13:03.233							
6	2:33.735	45.671	1:07.718	40.346	218.6	15:36.968							
7	2:34.141	46.111	1:07.589	40.441	213.9	18:11.109							
31 Ulysse DE PAUW BEL													
1	2:39.115	49.773	1:08.382	40.960		2:39.115							
2	2:34.468	46.102	1:07.451	40.915	213.0	5:13.583							
3	2:34.324	46.577	1:06.993	40.754	208.9	7:47.907							
4	2:33.843	46.454	1:06.758	40.631	209.3	10:21.750							
5	2:33.801	46.340	1:06.839	40.622	209.7	12:55.551							
6	2:33.973	46.295	1:07.030	40.648	210.5	15:29.524							
7	2:33.887	46.278	1:07.028	40.581	210.5	18:03.411							
8	2:33.927	46.205	1:07.106	40.616	210.5	20:37.338							
9	2:33.955	46.239	1:07.111	40.605	210.1	23:11.293							
51 Shihab AL HABSI OMN													
1	2:44.291	52.265	1:10.791	41.235		2:44.291							
2	2:37.171	47.124	1:09.446	40.601	211.4	5:21.462							
3	2:36.679	46.146	1:08.800	41.733	214.7	7:58.141							
4	2:35.367	46.252	1:08.495	40.620	216.4	10:33.508							
5	2:34.896	45.957	1:08.463	40.476	216.4	13:08.404							
6	2:35.148	45.835	1:08.576	40.737	216.0	15:43.552							
7	2:34.611	45.999	1:08.023	40.589	213.9	18:18.163							
8	2:36.159	47.138	1:08.531	40.490	215.6	20:54.322							
9	2:35.577	45.713	1:09.183	40.681	216.9	23:29.899							
87 O'Neill MUTH FRA													
1	2:46.087	52.317	1:11.920	41.850		2:46.087							
2	2:37.536	46.958	1:09.452	41.126	211.4	5:23.623							
3	2:37.117	46.990	1:09.097	41.030	210.9	8:00.740							
4	2:35.951	46.656	1:08.284	41.011	211.4	10:36.691							
5	2:35.339	46.822	1:07.811	40.706	211.4	13:12.030							
6	2:35.340	46.560	1:07.959	40.821	211.4	15:47.370							
7	2:35.272	46.563	1:07.882	40.827	210.9	18:22.642							
8	2:35.191	46.302	1:07.954	40.935	211.8	20:57.833							
9	2:35.638	46.538	1:08.225	40.875	210.9	23:33.471							



CHAMPIONNAT DE FRANCE F4

SPA EURO RACE

RACE 2 (20' + 1 lap)


Starting Grid

			23	Caio COLLET
Baptiste MOULIN	4	- 9 -		
			1	Baptiste BERTHELOT
Sacha LEHMANN	16	- 8 -		
			2	Romain BOECKLER
O'Neill MUTH	87	- 7 -		
			51	Shihab AL HABSI
Reshad DE GERUS	10	- 6 -		
			31	Ulysse DE PAUW
Pierre-Louis CHOVEL	11	- 5 -		
			7	Arthur LECLERC
Stuart WHITE	3	- 4 -		
			21	Théo POURCHAIRE
Adam ETEKI	5	- 3 -		
			22	Théo NOUET
Ugo DE WILDE	27	- 2 -		
			30	Esteban MUTH
Matéo HERRERO	18	- 1 -		

Pole

Stewards:

Timekeeper:



CHAMPIONNAT DE FRANCE F4

SPA EURO RACE

RACE 2 (20' + 1 lap)

Classification


Drivers	Nat	Team	Vehicle	Class	Laps	Total Time	Gap	Kph	Best Lap	
									Lap	Time Kph
1 21 Théo POURCHAIRE	FRA			JUN	8	24:47.433	-	135.6	3	2:34.969 162.7
2 30 Esteban MUTH	DEU				8	24:47.719	+0.286	135.6	2	2:35.890 161.7
3 31 Ulysse DE PAUW	BEL				8	24:48.271	+0.838	135.5	3	2:34.741 162.9
4 3 Stuart WHITE	FRA				8	24:48.489	+1.056	135.5	3	2:34.702 163.0
5 23 Caio COLLET	FRA				8	24:48.902	+1.469	135.5	4	2:34.976 162.7
6 7 Arthur LECLERC	MCO				8	24:49.287	+1.854	135.4	4	2:35.242 162.4
7 18 Matéo HERRERO	FRA				8	24:50.001	+2.568	135.4	3	2:35.919 161.7
8 11 Pierre-Louis CHOVET	FRA				8	24:50.384	+2.951	135.3	3	2:35.790 161.8
9 87 O'Neill MUTH	FRA			JUN	8	24:50.756	+3.323	135.3	5	2:35.635 162.0
10 16 Sacha LEHMANN	FRA				8	24:51.386	+3.953	135.3	4	2:36.706 160.9
11 2 Romain BOECKLER	FRA				8	24:51.847	+4.414	135.2	4	2:37.081 160.5
12 4 Baptiste MOULIN	BEL				8	24:52.475	+5.042	135.2	4	2:37.031 160.6
13 51 Shihab AL HABSI	OMN			JUN	8	24:52.711	+5.278	135.1	5	2:36.993 160.6
14 22 Théo NOUET	FRA				8	24:53.170	+5.737	135.1	4	2:35.407 162.2
15 1 Baptiste BERTHELOT	FRA				8	24:54.547	+7.114	135.0	3	2:39.097 158.5
Not classified:										
5 Adam ETEKI	FRA				5	13:06.762			2	2:34.986 162.7
27 Ugo DE WILDE	BEL				5	13:06.960			2	2:35.754 161.9
10 Reshad DE GERUS	FRA			JUN	5	13:07.997			3	2:35.611 162.0

Pole Position		M. HERRERO		
Fastest Lap	Lap 3	Stuart WHITE	2:34.702	163.0 Kph

Published at:

Track Status: **DRY**

Race Director:	Timekeeper:
-----------------------	--------------------



CHAMPIONNAT DE FRANCE F4

SPA EURO RACE

RACE 2


Classification by Group

Nr. Driver	Nat	Team	Car	Laps	Total Time	Gap	Kph	Best Lap		
								Lap	Time	Kph
F4										
1	30	Esteban MUTH	DEU	8	24:47.719		135.6	2	2:35.890	161.7
2	31	Ulysse DE PAUW	BEL	8	24:48.271	+0.552	135.5	3	2:34.741	162.9
3	3	Stuart WHITE	FRA	8	24:48.489	+0.770	135.5	3	2:34.702	163.0
4	23	Caio COLLET	FRA	8	24:48.902	+1.183	135.5	4	2:34.976	162.7
5	7	Arthur LECLERC	MCO	8	24:49.287	+1.568	135.4	4	2:35.242	162.4
6	18	Matéo HERRERO	FRA	8	24:50.001	+2.282	135.4	3	2:35.919	161.7
7	11	Pierre-Louis CHOYET	FRA	8	24:50.384	+2.665	135.3	3	2:35.790	161.8
8	16	Sacha LEHMANN	FRA	8	24:51.386	+3.667	135.3	4	2:36.706	160.9
9	2	Romain BOECKLER	FRA	8	24:51.847	+4.128	135.2	4	2:37.081	160.5
10	4	Baptiste MOULIN	BEL	8	24:52.475	+4.756	135.2	4	2:37.031	160.6
11	22	Théo NOUET	FRA	8	24:53.170	+5.451	135.1	4	2:35.407	162.2
12	1	Baptiste BERTHELOT	FRA	8	24:54.547	+6.828	135.0	3	2:39.097	158.5
Not classified:										
	5	Adam ETEKI	FRA	5	13:06.762			2	2:34.986	162.7
	27	Ugo DE WILDE	BEL	5	13:06.960			2	2:35.754	161.9

Published at:

Track Status: **DRY**

Race Director:	Timekeeper:
----------------	-------------



CHAMPIONNAT DE FRANCE F4

SPA EURO RACE

RACE 2

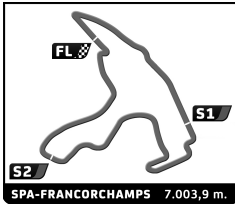
Classification by Group

Nr. Driver	Nat	Team	Car	Laps	Total Time	Gap	Kph	Best Lap		
								Lap	Time	Kph
JUN										
1	21	Théo POURCHAIRE	FRA	8	24:47.433		135.6	3	2:34.969	162.7
2	87	O'Neill MUTH	FRA	8	24:50.756	+3.323	135.3	5	2:35.635	162.0
3	51	Shihab AL HABSI	OMN	8	24:52.711	+5.278	135.1	5	2:36.993	160.6
Not classified:										
	10	Reshad DE GERUS	FRA	5	13:07.997			3	2:35.611	162.0

Published at:

Track Status: **DRY**

Race Director:	Timekeeper:
-----------------------	--------------------



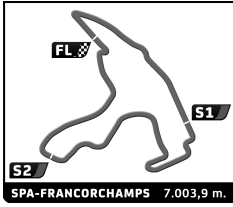
CHAMPIONNAT DE FRANCE F4

SPA EURO RACE

RACE 2

Best Sector Times

SECTOR 1			SECTOR 2		SECTOR 3		Pos	Driver	Ideal Lap	Best Lap
Pos	Driver	Time	Driver	Time	Driver	Time				
1	23 C.COLLET	45.673	5 A.ETEKI	1:07.689	3 S.WHITE	40.286	1	31 U.DE PAUW	2:34.330	2:34.741 (2)
2	3 S.WHITE	45.743	22 T.NOUET	1:08.072	23 C.COLLET	40.402	2	23 C.COLLET	2:34.461	2:34.976 (4)
3	31 U.DE PAUW	45.752	31 U.DE PAUW	1:08.104	31 U.DE PAUW	40.474	3	3 S.WHITE	2:34.573	2:34.702 (1)
4	11 P.CHOVET	45.790	21 T.POURCHAIRE	1:08.137	7 A.LECLERC	40.568	4	5 A.ETEKI	2:34.586	2:34.986 (5)
5	7 A.LECLERC	45.803	27 U.DE WILDE	1:08.155	21 T.POURCHAIRE	40.610	5	7 A.LECLERC	2:34.721	2:35.242 (6)
6	27 U.DE WILDE	45.895	30 E.MUTH	1:08.176	10 R.DE GERUS	40.661	6	21 T.POURCHAIRE	2:34.852	2:34.969 (3)
7	10 R.DE GERUS	46.033	7 A.LECLERC	1:08.350	87 O.MUTH	40.726	7	22 T.NOUET	2:34.898	2:35.407 (7)
8	22 T.NOUET	46.062	23 C.COLLET	1:08.386	11 P.CHOVET	40.761	8	27 U.DE WILDE	2:35.020	2:35.754 (10)
9	5 A.ETEKI	46.078	87 O.MUTH	1:08.423	22 T.NOUET	40.764	9	30 E.MUTH	2:35.282	2:35.890 (12)
10	18 M.HERRERO	46.086	3 S.WHITE	1:08.544	4 B.MOULIN	40.774	10	10 R.DE GERUS	2:35.362	2:35.611 (8)
11	21 T.POURCHAIRE	46.105	18 M.HERRERO	1:08.637	5 A.ETEKI	40.819	11	87 O.MUTH	2:35.413	2:35.635 (9)
12	30 E.MUTH	46.136	10 R.DE GERUS	1:08.668	51 S.AL HABSİ	40.831	12	18 M.HERRERO	2:35.622	2:35.919 (13)
13	16 S.LEHMANN	46.172	2 R.BOECKLER	1:08.830	16 S.LEHMANN	40.876	13	11 P.CHOVET	2:35.736	2:35.790 (11)
14	4 B.MOULIN	46.227	16 S.LEHMANN	1:09.132	2 R.BOECKLER	40.893	14	2 R.BOECKLER	2:36.024	2:37.081 (17)
15	87 O.MUTH	46.264	11 P.CHOVET	1:09.185	18 M.HERRERO	40.899	15	16 S.LEHMANN	2:36.180	2:36.706 (14)
16	2 R.BOECKLER	46.301	4 B.MOULIN	1:09.522	27 U.DE WILDE	40.970	16	4 B.MOULIN	2:36.523	2:37.031 (16)
17	51 S.AL HABSİ	46.457	51 S.AL HABSİ	1:09.574	30 E.MUTH	40.970	17	51 S.AL HABSİ	2:36.862	2:36.993 (15)
18	1 B.BERTHELOT	46.574	1 B.BERTHELOT	1:10.291	1 B.BERTHELOT	41.284	18	1 B.BERTHELOT	2:38.149	2:39.097 (18)



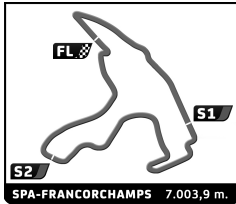
CHAMPIONNAT DE FRANCE F4

SPA EURO RACE

RACE 2

Best Top Speeds

Driver	Team	Top 1		Top 2		Top 3		Top 4		Top 5		
		Kph	Lap	Kph	Lap	Kph	Lap	Kph	Lap	Kph	Lap	Avg
31 Ulysse DE PAUW		221.8	5	221.8	6	214.3	2	214.3	4	211.8	3	216,8
3 Stuart WHITE		220.4	6	218.6	5	216.4	2	215.6	3	212.2	4	216,6
23 Caio COLLET		219.1	6	217.7	2	217.7	5	217.3	3	214.3	4	217,2
87 O'Neill MUTH	JUN	218.6	2	213.4	4	212.6	5	211.8	6	211.4	3	213,6
11 Pierre-Louis CHOVET		218.2	4	216.9	3	216.4	6	216.0	5	212.2	2	215,9
51 Shihab AL HABSI	JUN	217.7	2	211.4	5	210.9	6	208.9	3	208.9	4	211,6
7 Arthur LECLERC		217.7	5	217.3	2	213.0	6	210.1	3	209.3	4	213,5
18 Matéo HERRERO		216.9	5	214.7	6	213.4	3	212.6	4	211.4	2	213,8
5 Adam ETEKI		216.9	5	213.4	3	210.9	2	210.1	4			212,8
16 Sacha LEHMANN		216.0	4	213.9	2	212.6	5	210.9	6	210.5	3	212,8
10 Reshad DE GERUS	JUN	215.6	2	215.6	3	214.3	4	213.0	5			214,6
21 Théo POURCHAIRE	JUN	215.1	4	213.4	5	212.6	3	210.9	2	210.1	6	212,4
4 Baptiste MOULIN		215.1	5	214.7	3	214.7	6	212.6	4	211.4	2	213,7
22 Théo NOUET		214.7	5	211.8	6	210.5	4	209.7	3	209.3	2	211,2
30 Esteban MUTH		214.7	6	214.3	5	211.8	4	210.1	2	209.7	3	212,1
2 Romain BOECKLER		214.3	6	213.0	3	213.0	4	211.8	2	209.3	5	212,3
1 Baptiste BERTHELOT		213.0	6	212.6	2	212.2	3	212.2	5	207.7	4	211,5
27 Ugo DE WILDE		213.0	3	212.2	5	211.8	4	211.4	2			212,1




CHAMPIONNAT DE FRANCE F4

SPA EURO RACE

RACE 2

Fastest Lap Sequence

Practice Time	Driver	Team	Car	Class	Time	Kph	Lap
5:15.007	30 Esteban MUTH				2:35.890	161.7	2
5:15.447	27 Ugo DE WILDE				2:35.754	161.9	2
5:15.900	5 Adam ETEKI				2:34.986	162.7	2
7:51.873	21 Théo POURCHAIRE			JUN	2:34.969	162.7	3
7:53.230	31 Ulysse DE PAUW				2:34.741	162.9	3
7:53.473	3 Stuart WHITE				2:34.702	163.0	3




CHAMPIONNAT DE FRANCE F4

SPA EURO RACE

RACE 2

Lap Chart

		LAP									
Nr	Pos	Grid	1	2	3	4	5	6	7	8	
18	1	18	30	30	30	27	21	21	21	21	
30	2	30	27	27	27	30	30	30	30	30	
27	3	27	5	5	5	21	5	31	31	31	
22	4	22	18	21	21	5	27	3	3	3	
5	5	5	21	31	31	31	31	23	23	23	
21	6	21	3	3	3	3	3	7	7	7	
3	7	3	31	18	18	10	10	18	18	18	
7	8	7	11	10	10	18	23	11	11	11	
11	9	11	7	11	11	23	18	87	87	87	
31	10	31	10	7	23	11	7	16	16	16	
10	11	10	51	23	7	7	11	2	2	2	
51	12	51	87	87	87	87	87	4	4	4	
87	13	87	2	2	2	2	16	51	51	51	
2	14	2	16	16	16	16	2	22	22	22	
16	15	16	23	4	4	4	4	1	1	1	
1	16	1	4	1	1	51	51				
4	17	4	1	51	51	1	22				
23	18	23	22	22	22	22	1				



CHAMPIONNAT DE FRANCE F4


SPA EURO RACE

RACE 2

Analysis by lap

■ Lapped

Nr	Lap Time	Gap	Nr	Lap Time	Gap	Nr	Lap Time	Gap	Nr	Lap Time	Gap	Nr	Lap Time	Gap					
Lap 1																			
			4	2:37.504	10.498	2	2:44.252	11.343											
30	2:39.117		1	2:39.097	14.385	4	2:44.739	12.395											
27	2:39.693	0.576	51	2:38.229	15.372	51	2:40.682	13.161											
5	2:40.914	1.797	22	2:35.549	20.087	22	2:37.772	14.407											
18	2:41.212	2.095				1	2:41.620	19.075											
21	2:41.697	2.580	Lap 4																
3	2:41.976	2.859	27	2:37.303		Lap 7													
31	2:42.180	3.063	30	2:37.627	0.086	21	4:49.401												
11	2:42.474	3.357	21	2:37.312	0.461	30	4:49.765	0.790											
7	2:42.609	3.492	5	2:37.747	0.680	31	4:49.665	1.346											
10	2:42.984	3.867	31	2:36.478	0.984	3	4:49.648	1.636											
51	2:43.016	3.899	3	2:36.407	1.156	23	4:50.555	3.096											
87	2:43.501	4.384	10	2:36.722	3.148	7	4:50.949	3.921											
2	2:44.576	5.459	18	2:37.205	3.370	18	4:51.010	4.729											
16	2:45.155	6.038	23	2:34.976	3.847	11	4:51.083	5.381											
23	2:45.650	6.533	11	2:37.088	4.193	87	4:51.172	6.863											
4	2:46.113	6.996	7	2:35.242	4.394	16	4:46.760	8.069											
1	2:46.817	7.700	87	2:35.934	6.935	2	4:46.872	8.814											
22	2:59.710	20.593	2	2:37.081	8.818	4	4:46.499	9.493											
Lap 2																			
30	2:35.890		16	2:36.706	9.005	51	4:46.262	10.022											
27	2:35.754	0.440	4	2:37.031	9.988	22	4:46.041	11.047											
5	2:34.986	0.893	51	2:37.090	14.921	1	4:42.447	12.121											
21	2:35.207	1.897	1	2:40.008	16.852	Lap 8													
31	2:36.309	3.482	22	2:35.407	17.953	21	4:09.873												
3	2:36.795	3.764	Lap 5																
18	2:37.758	3.963	21	2:36.801		30	4:09.369	0.286											
10	2:36.555	4.532	30	2:37.459	0.283	31	4:09.365	0.838											
11	2:37.565	5.032	5	2:37.358	0.776	3	4:09.293	1.056											
7	2:39.196	6.798	27	2:38.236	0.974	23	4:08.246	1.469											
23	2:36.727	7.370	27	2:37.442	1.164	7	4:07.806	1.854											
87	2:39.642	8.136	3	2:37.417	1.311	18	4:07.712	2.568											
2	2:38.742	8.311	10	2:36.125	2.011	11	4:07.443	2.951											
16	2:38.643	8.791	23	2:35.937	2.522	87	4:06.333	3.323											
4	2:38.064	9.170	18	2:36.854	2.962	16	4:05.757	3.953											
1	2:39.654	11.464	7	2:36.301	3.433	2	4:05.473	4.414											
51	2:45.310	13.319	11	2:36.688	3.619	4	4:05.422	5.042											
22	2:36.011	20.714	87	2:35.635	5.308	51	4:05.129	5.278											
Lap 3																			
30	2:36.176		16	2:37.015	8.758	22	4:04.563	5.737											
27	2:35.974	0.238	2	2:37.708	9.264	1	4:04.866	7.114											
5	2:35.757	0.474	4	2:37.103	9.829	Lap 6													
21	2:34.969	0.690	51	2:36.993	14.652	21	2:42.173												
31	2:34.741	2.047	22	2:38.117	18.808	30	2:42.316	0.426											
3	2:34.702	2.290	1	2:40.038	19.628	31	2:42.091	1.082											
18	2:35.919	3.706	Lap 6																
10	2:35.611	3.967	21	2:42.173		3	2:42.251	1.389											
11	2:35.790	4.646	30	2:42.316	0.426	23	2:41.593	1.942											
23	2:35.218	6.412	31	2:42.091	1.082	7	2:41.113	2.373											
7	2:36.071	6.693	3	2:42.251	1.389	18	2:42.331	3.120											
87	2:36.582	8.542	23	2:41.593	1.942	11	2:42.253	3.699											
2	2:37.143	9.278	7	2:41.113	2.373	87	2:41.957	5.092											
16	2:37.225	9.840	18	2:42.331	3.120	16	2:44.125	10.710											



CHAMPIONNAT DE FRANCE F4


SPA EURO RACE

RACE 2

Analysis

■ Personal Best ■ Session Best B Crossing the finish line in pit lane

Lap	Time	Sector 1	Sector 2	Sector 3	T. Spd	Elapsed	Lap	Time	Sector 1	Sector 2	Sector 3	T. Spd	Elapsed
1 Baptiste BERTHELOT FRA							3	2:36.071	46.425	1:08.350	41.296	210.1	7:57.876
1	2:46.817	53.450	1:11.940	41.427		2:46.817	4	2:35.242	46.062	1:08.513	40.667	209.3	10:33.118
2	2:39.654	46.836	1:10.291	42.527	212.6	5:26.471	5	2:36.301	45.803	1:09.930	40.568	217.7	13:09.419
3	2:39.097	46.915	1:10.652	41.530	212.2	8:05.568	6	2:41.113	46.365	1:09.777	44.971	213.0	15:50.532
4	2:40.008	47.475	1:11.089	41.444	207.7	10:45.576	7	4:50.949	1:14.551	2:04.773	1:31.625	67.5	20:41.481
5	2:40.038	46.964	1:11.790	41.284	212.2	13:25.614	8	4:07.806	1:04.869	1:42.427	1:20.510	126.3	24:49.287
6	2:41.620	46.574	1:13.044	42.002	213.0	16:07.234							
7	4:42.447	1:04.634	2:03.930	1:33.883	60.1	20:49.681							
8	4:04.866	1:06.308	1:39.142	1:19.416	154.5	24:54.547							
2 Romain BOECKLER FRA							1	2:42.984	51.108	1:10.188	41.688		2:42.984
1	2:44.576	52.159	1:10.961	41.456		2:44.576	2	2:36.555	46.481	1:09.159	40.915	215.6	5:19.539
2	2:38.742	46.743	1:10.736	41.263	211.8	5:23.318	3	2:35.611	46.117	1:08.668	40.826	215.6	7:55.150
3	2:37.143	47.239	1:08.830	41.074	213.0	8:00.461	4	2:36.722	46.033	1:10.028	40.661	214.3	10:31.872
4	2:37.081	46.475	1:08.966	41.640	213.0	10:37.542	5	2:36.125	46.475	1:08.698	40.952	213.0	13:07.997
5	2:37.708	46.999	1:09.816	40.893	209.3	13:15.250							
6	2:44.252	46.301	1:15.073	42.878	214.3	15:59.502							
7	4:46.872	1:09.337	2:04.777	1:32.758	59.8	20:46.374							
8	4:05.473	1:06.839	1:39.668	1:18.966	157.9	24:51.847							
3 Stuart WHITE FRA							1	2:42.474	49.675	1:10.507	42.292		2:42.474
1	2:41.976	49.461	1:11.003	41.512		2:41.976	2	2:37.565	46.678	1:10.038	40.849	212.2	5:20.039
2	2:36.795	46.411	1:09.516	40.868	216.4	5:18.771	3	2:35.790	45.844	1:09.185	40.761	216.9	7:55.829
3	2:34.702	45.872	1:08.544	40.286	215.6	7:53.473	4	2:37.088	45.790	1:10.159	41.139	218.2	10:32.917
4	2:36.407	45.743	1:09.222	41.442	212.2	10:29.880	5	2:36.688	45.991	1:09.639	41.058	216.0	13:09.605
5	2:37.417	46.042	1:10.457	40.918	218.6	13:07.297	6	2:42.253	46.341	1:11.071	44.841	216.4	15:51.858
6	2:42.251	45.784	1:11.003	45.464	220.4	15:49.548	7	4:51.083	1:14.429	2:04.829	1:31.825	58.9	20:42.941
7	4:49.648	1:14.290	2:04.769	1:30.589	72.2	20:39.196	8	4:07.443	1:05.452	1:41.883	1:20.108	127.5	24:50.384
8	4:09.293	1:05.683	1:42.432	1:21.178	135.7	24:48.489							
4 Baptiste MOULIN BEL							1	2:45.155	53.035	1:10.674	41.446		2:45.155
1	2:46.113	53.191	1:11.141	41.781		2:46.113	2	2:38.643	46.448	1:10.861	41.334	213.9	5:23.798
2	2:38.064	46.576	1:10.413	41.075	211.4	5:24.177	3	2:37.225	47.096	1:09.253	40.876	210.5	8:01.023
3	2:37.504	46.749	1:09.807	40.948	214.7	8:01.681	4	2:36.706	46.172	1:09.142	41.392	216.0	10:37.729
4	2:37.031	46.518	1:09.522	40.991	212.6	10:38.712	5	2:37.015	46.846	1:09.132	41.037	212.6	13:14.744
5	2:37.103	46.229	1:10.100	40.774	215.1	13:15.815	6	2:44.125	46.438	1:14.625	43.062	210.9	15:58.869
6	2:44.739	46.227	1:14.986	43.526	214.7	16:00.554	7	4:46.760	1:09.049	2:05.104	1:32.607	55.0	20:45.629
7	4:46.499	1:09.082	2:04.606	1:32.811	58.1	20:47.053	8	4:05.757	1:06.417	1:40.195	1:19.145	139.5	24:51.386
8	4:05.422	1:07.278	1:39.257	1:18.887	141.2	24:52.475							
5 Adam ETEKI FRA							1	2:41.212	49.173	1:10.212	41.827		2:41.212
1	2:40.914	49.333	1:10.429	41.152		2:40.914	2	2:37.758	46.789	1:09.329	41.640	211.4	5:18.970
2	2:34.986	46.478	1:07.689	40.819	210.9	5:15.900	3	2:35.919	46.383	1:08.637	40.899	213.4	7:54.889
3	2:35.757	46.333	1:08.524	40.900	213.4	7:51.657	4	2:37.205	46.339	1:09.644	41.222	212.6	10:32.094
4	2:37.747	46.319	1:09.548	41.880	210.1	10:29.404	5	2:36.854	46.285	1:09.424	41.145	216.9	13:08.948
5	2:37.358	46.285	1:09.734	41.339	216.9	13:06.762	6	2:42.331	46.086	1:11.345	44.900	214.7	15:51.279
							7	4:51.010	1:14.489	2:04.728	1:31.793	62.0	20:42.289
							8	4:07.712	1:05.736	1:41.273	1:20.703	130.6	24:50.001
7 Arthur LECLERC MCO							1	2:41.212	49.173	1:10.212	41.827		2:41.212
1	2:42.609	50.589	1:10.208	41.812		2:42.609	2	2:37.758	46.789	1:09.329	41.640	211.4	5:18.970
2	2:39.196	46.566	1:11.715	40.915	217.3	5:21.805	3	2:35.919	46.383	1:08.637	40.899	213.4	7:54.889
							4	2:37.205	46.339	1:09.644	41.222	212.6	10:32.094
							5	2:36.854	46.285	1:09.424	41.145	216.9	13:08.948
							6	2:42.331	46.086	1:11.345	44.900	214.7	15:51.279
							7	4:51.010	1:14.489	2:04.728	1:31.793	62.0	20:42.289
							8	4:07.712	1:05.736	1:41.273	1:20.703	130.6	24:50.001
10 Reshad DE GERUS FRA							1	2:41.212	49.173	1:10.212	41.827		2:41.212
1	2:42.984	51.108	1:10.188	41.688		2:42.984	2	2:37.758	46.789	1:09.329	41.640	211.4	5:18.970
2	2:36.555	46.481	1:09.159	40.915	215.6	5:19.539	3	2:35.919	46.383	1:08.637	40.899	213.4	7:54.889
3	2:35.611	46.117	1:08.668	40.826	215.6	7:55.150	4	2:37.205	46.339	1:09.644	41.222	212.6	10:32.094
4	2:36.722	46.033	1:10.028	40.661	214.3	10:31.872	5	2:36.854	46.285	1:09.424	41.145	216.9	13:08.948
5	2:36.125	46.475	1:08.698	40.952	213.0	13:07.997	6	2:42.331	46.086	1:11.345	44.900	214.7	15:51.279
							7	4:51.010	1:14.489	2:04.728	1:31.793	62.0	20:42.289
							8	4:07.712	1:05.736	1:41.273	1:20.703	130.6	24:50.001
11 Pierre-Louis CHOYET FRA							1	2:41.212	49.173	1:10.212	41.827		2:41.212
1	2:42.474	49.675	1:10.507	42.292		2:42.474	2	2:37.758	46.789	1:09.329	41.640	211.4	5:18.970
2	2:37.565	46.678	1:10.038	40.849	212.2	5:20.039	3	2:35.919	46.383	1:08.637	40.899	213.4	7:54.889
3	2:35.790	45.844	1:09.185	40.761	216.9	7:55.829	4	2:37.205	46.339	1:09.644	41.222	212.6	10:32.094
4	2:37.088	45.790	1:10.159	41.139	218.2	10:32.917	5	2:36.854	46.285	1:09.424	41.145	216.9	13:08.948
5	2:36.688	45.991	1:09.639	41.058	216.0	13:09.605	6	2:42.331	46.086	1:11.345	44.900	214.7	15:51.279
6	2:42.253	46.341	1:11.071	44.841	216.4	15:51.858	7	4:51.010	1:14.489	2:04.728	1:31.793	62.0	20:42.289
7	4:51.083	1:14.429	2:04.829	1:31.825	58.9	20:42.941	8	4:07.712	1:05.736	1:41.273	1:20.703	130.6	24:50.001
8	4:07.443	1:05.452	1:41.883	1:20.108	127.5	24:50.384							
16 Sacha LEHMANN FRA							1	2:45.155	53.035	1:10.674	41.446		2:45.155
1	2:45.155	53.035	1:10.674	41.446		2:45.155	2	2:38.643	46.448	1:10.861	41.334	213.9	5:23.798
2	2:38.643	46.448	1:10.861	41.334	213.9	5:23.798	3	2:37.225	47.096	1:09.253	40.876	210.5	8:01.023
3	2:37.225	47.096	1:09.253	40.876	210.5	8:01.023	4	2:36.706	46.172	1:09.142	41.392	216.0	10:37.729
4	2:36.706	46.172	1:09.142	41.392	216.0	10:37.729	5	2:37.015	46.846	1:09.132	41.037	212.6	13:14.744
5	2:37.015	46.846	1:09.132	41.037	212.6	13:14.744	6	2:44.125	46.438	1:14.625	43.062	210.9	15:58.869
6	2:44.125	46.438	1:14.625	43.062	210.9	15:58.869	7	4:46.760	1:09.049	2:05.104	1:32.607	55.0	20:45.629
7	4:46.760	1:09.049	2:05.104	1:32.607	55.0	20:45.629	8	4:05.757	1:06.417	1:40.195	1:19.145	139.5	24:51.386
8	4:05.757	1:06.417	1:40.195	1:19.145	139.5	24:51.386							
18 Matéo HERRERO FRA							1	2:41.212	49.173	1:10.212	41.827		2:41.212
1	2:41.212	49.173	1:10.212	41.827		2:41.212	2	2:37.758	46.789	1:09.329	41.640	211.4	5:18.970
2	2:37.758	46.789	1:09.329	41.640	211.4	5:18.970	3	2:35.919	46.383	1:08.637	40.899	213.4	7:54.889
3	2:35.919	46.383	1:08.637	40.899	213.4	7:54.889	4	2:37.205	46.339	1:09.644	41.222	212.6	10:32.094
4	2:37.205	46.339	1:09.644	41.222	212.6	10:32.094	5	2:36.854	46.285	1:09.424	41.145	216.9	13:08.948
5	2:36.854	46.285	1:09.424	41.145	216.9	13:08.948	6	2:42.331	46.086	1:11.345	44.900	214.7	15:51.279
6	2:42.331	46.086	1:11.345	4									



CHAMPIONNAT DE FRANCE F4


SPA EURO RACE

RACE 2

Analysis

■ Personal Best ■ Session Best B Crossing the finish line in pit lane

Lap	Time	Sector 1	Sector 2	Sector 3	T. Spd	Elapsed	Lap	Time	Sector 1	Sector 2	Sector 3	T. Spd	Elapsed
8	4:09.873	1:05.285	1:43.244	1:21.344	148.1	24:47.433	2	2:45.310	46.645	1:16.772	41.893	217.7	5:28.326
22 Théo NOUET						FRA	3	2:38.229	47.358	1:09.782	41.089	208.9	8:06.555
1	2:59.710	1:09.381	1:08.985	41.344		2:59.710	4	2:37.090	46.497	1:09.574	41.019	208.9	10:43.645
2	2:36.011	46.772	1:08.185	41.054	209.3	5:35.721	5	2:36.993	46.474	1:09.688	40.831	211.4	13:20.638
3	2:35.549	46.526	1:08.115	40.908	209.7	8:11.270	6	2:40.682	46.457	1:11.814	42.411	210.9	16:01.320
4	2:35.407	46.571	1:08.072	40.764	210.5	10:46.677	7	4:46.262	1:08.955	2:04.350	1:32.957	58.9	20:47.582
5	2:38.117	46.062	1:10.847	41.208	214.7	13:24.794	8	4:05.129	1:07.247	1:39.157	1:18.725	142.1	24:52.711
6	2:37.772	46.380	1:10.169	41.223	211.8	16:02.566	87 O'Neill MUTH						FRA
7	4:46.041	1:08.377	2:04.271	1:33.393	65.5	20:48.607	1	2:43.501	52.150	1:10.266	41.085		2:43.501
8	4:04.563	1:06.630	1:39.244	1:18.689	144.2	24:53.170	2	2:39.642	46.264	1:12.160	41.218	218.6	5:23.143
23 Caio COLLET						FRA	3	2:36.582	47.078	1:08.546	40.958	211.4	7:59.725
1	2:45.650	53.317	1:11.337	40.996		2:45.650	4	2:35.934	46.511	1:08.423	41.000	213.4	10:35.659
2	2:36.727	45.923	1:10.051	40.753	217.7	5:22.377	5	2:35.635	46.364	1:08.545	40.726	212.6	13:11.294
3	2:35.218	45.859	1:08.765	40.594	217.3	7:57.595	6	2:41.957	46.466	1:10.749	44.742	211.8	15:53.251
4	2:34.976	46.144	1:08.386	40.446	214.3	10:32.571	7	4:51.172	1:13.905	2:04.818	1:32.449	58.3	20:44.423
5	2:35.937	45.909	1:09.626	40.402	217.7	13:08.508	8	4:06.333	1:05.473	1:41.638	1:19.222	158.8	24:50.756
6	2:41.593	45.673	1:10.383	45.537	219.1	15:50.101							
7	4:50.555	1:14.388	2:04.894	1:31.273	68.9	20:40.656							
8	4:08.246	1:05.143	1:42.433	1:20.670	131.2	24:48.902							
27 Ugo DE WILDE						BEL							
1	2:39.693	49.081	1:09.478	41.134		2:39.693							
2	2:35.754	46.629	1:08.155	40.970	211.4	5:15.447							
3	2:35.974	46.406	1:08.542	41.026	213.0	7:51.421							
4	2:37.303	46.463	1:09.415	41.425	211.8	10:28.724							
5	2:38.236	46.897	1:10.109	41.230	212.2	13:06.960							
30 Esteban MUTH						DEU							
1	2:39.117	48.975	1:09.032	41.110		2:39.117							
2	2:35.890	46.744	1:08.176	40.970	210.1	5:15.007							
3	2:36.176	46.563	1:08.523	41.090	209.7	7:51.183							
4	2:37.627	46.683	1:09.093	41.851	211.8	10:28.810							
5	2:37.459	46.577	1:09.349	41.533	214.3	13:06.269							
6	2:42.316	46.136	1:10.794	45.386	214.7	15:48.585							
7	4:49.765	1:14.250	2:04.922	1:30.593	73.9	20:38.350							
8	4:09.369	1:05.223	1:42.915	1:21.231	157.4	24:47.719							
31 Ulysse DE PAUW						BEL							
1	2:42.180	51.017	1:10.047	41.116		2:42.180							
2	2:36.309	46.202	1:09.339	40.768	214.3	5:18.489							
3	2:34.741	46.163	1:08.104	40.474	211.8	7:53.230							
4	2:36.478	45.971	1:08.897	41.610	214.3	10:29.708							
5	2:37.442	46.071	1:10.290	41.081	221.8	13:07.150							
6	2:42.091	45.752	1:10.765	45.574	221.8	15:49.241							
7	4:49.665	1:14.192	2:04.825	1:30.648	71.8	20:38.906							
8	4:09.365	1:05.660	1:42.334	1:21.371	136.7	24:48.271							
51 Shihab AL HABSI						OMN							
1	2:43.016	51.808	1:10.203	41.005		2:43.016							



CHAMPIONNAT DE FRANCE F4

SPA EURO RACE

RACE 3 (20' + 1 lap)


Starting Grid

3:03.688	Baptiste MOULIN	4	- 9 -	16	Sacha LEHMANN	3:04.632
3:02.026	O'Neill MUTH	87	- 8 -	1	Baptiste BERTHELOT	3:02.983
3:00.954	Romain BOECKLER	2	- 7 -	51	Shihab AL HABSI	3:01.681
2:59.054	Esteban MUTH	30	- 6 -	5	Adam ETEKI	2:59.893
2:58.078	Ugo DE WILDE	27	- 5 -	10	Reshad DE GERUS	2:58.783
2:57.590	Théo NOUET	22	- 4 -	18	Matéo HERRERO	2:57.711
2:56.506	Stuart WHITE	3	- 3 -	11	Pierre-Louis CHOVEL	2:57.348
2:56.341	Théo POURCHAIRE	21	- 2 -	31	Ulysse DE PAUW	2:56.469
2:55.294	Caio COLLET	23	- 1 -	7	Arthur LECLERC	2:55.652

Pole

Stewards:

Timekeeper:



CHAMPIONNAT DE FRANCE F4

SPA EURO RACE

RACE 3 (20' + 1 lap)

Classification

Drivers	Nat	Team	Vehicle	Class	Laps	Total Time	Gap	Kph	Best Lap		
									Lap	Time	Kph
1 3 Stuart WHITE	FRA				8	24:23.359	-	137.8	6	2:34.724	163.0
2 23 Caio COLLET	FRA				8	24:24.034	+0.675	137.8	7	2:35.147	162.5
3 11 Pierre-Louis CHOVET	FRA				8	24:26.823	+3.464	137.5	5	2:35.275	162.4
4 21 Théo POURCHAIRE	FRA			JUN	8	24:27.835	+4.476	137.4	7	2:35.313	162.3
5 7 Arthur LECLERC	MCO				8	24:28.641	+5.282	137.3	6	2:35.474	162.2
6 31 Ulysse DE PAUW	BEL				8	24:28.795	+5.436	137.3	7	2:35.034	162.6
7 27 Ugo DE WILDE	BEL				8	24:29.248	+5.889	137.3	7	2:35.276	162.4
8 5 Adam ETEKI	FRA				8	24:29.932	+6.573	137.2	7	2:35.583	162.1
9 30 Esteban MUTH	DEU				8	24:33.473	+10.114	136.9	8	2:36.026	161.6
10 22 Théo NOUET	FRA				8	24:34.290	+10.931	136.8	8	2:36.131	161.5
11 87 O'Neill MUTH	FRA			JUN	8	24:34.991	+11.632	136.8	8	2:35.919	161.7
12 10 Reshad DE GERUS	FRA			JUN	8	24:35.628	+12.269	136.7	8	2:36.064	161.6
13 18 Matéo HERRERO	FRA				8	24:37.855	+14.496	136.5	8	2:36.445	161.2
14 2 Romain BOECKLER	FRA				8	24:38.686	+15.327	136.4	7	2:36.725	160.9
15 16 Sacha LEHMANN	FRA				8	24:39.597	+16.238	136.3	8	2:36.105	161.5
16 4 Baptiste MOULIN	BEL				8	24:40.569	+17.210	136.2	7	2:36.989	160.6
17 51 Shihab AL HABSI	OMN			JUN	8	25:08.394	+45.035	133.7	8	2:37.169	160.4

Not classified:


1 Baptiste BERTHELOT FRA

Pole Position		C. COLLET	2:55.294	143.8 Kph
Fastest Lap	Lap 6	Stuart WHITE	2:34.724	163.0 Kph

Published at:

Track Status: **DRY**

Race Director:	Timekeeper:
-----------------------	--------------------



CHAMPIONNAT DE FRANCE F4

SPA EURO RACE

RACE 3


Classification by Group

Nr.	Driver	Nat	Team	Car	Laps	Total Time	Gap	Kph	Best Lap		
									Lap	Time	Kph
F4											
1	3 Stuart WHITE	FRA			8	24:23.359		137.8	6	2:34.724	163.0
2	23 Caio COLLET	FRA			8	24:24.034	+0.675	137.8	7	2:35.147	162.5
3	11 Pierre-Louis CHOYET	FRA			8	24:26.823	+3.464	137.5	5	2:35.275	162.4
4	7 Arthur LECLERC	MCO			8	24:28.641	+5.282	137.3	6	2:35.474	162.2
5	31 Ulysse DE PAUW	BEL			8	24:28.795	+5.436	137.3	7	2:35.034	162.6
6	27 Ugo DE WILDE	BEL			8	24:29.248	+5.889	137.3	7	2:35.276	162.4
7	5 Adam ETEKI	FRA			8	24:29.932	+6.573	137.2	7	2:35.583	162.1
8	30 Esteban MUTH	DEU			8	24:33.473	+10.114	136.9	8	2:36.026	161.6
9	22 Théo NOUET	FRA			8	24:34.290	+10.931	136.8	8	2:36.131	161.5
10	18 Matéo HERRERO	FRA			8	24:37.855	+14.496	136.5	8	2:36.445	161.2
11	2 Romain BOECKLER	FRA			8	24:38.686	+15.327	136.4	7	2:36.725	160.9
12	16 Sacha LEHMANN	FRA			8	24:39.597	+16.238	136.3	8	2:36.105	161.5
13	4 Baptiste MOULIN	BEL			8	24:40.569	+17.210	136.2	7	2:36.989	160.6
Not classified:											
1	Baptiste BERTHELOT	FRA									

Published at:

Track Status: **DRY**

Race Director:	Timekeeper:
----------------	-------------



CHAMPIONNAT DE FRANCE F4

SPA EURO RACE

RACE 3

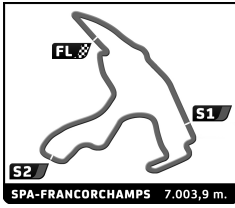
Classification by Group

Nr. Driver	Nat	Team	Car	Laps	Total Time	Gap	Kph	Best Lap		
								Lap	Time	Kph
JUN										
1	21	Théo POURCHAIRE	FRA	8	24:27.835		137.4	7	2:35.313	162.3
2	87	O'Neill MUTH	FRA	8	24:34.991	+7.156	136.8	8	2:35.919	161.7
3	10	Reshad DE GERUS	FRA	8	24:35.628	+7.793	136.7	8	2:36.064	161.6
4	51	Shihab AL HABSI	OMN	8	25:08.394	+40.559	133.7	8	2:37.169	160.4

Published at:

Track Status: **DRY**

Race Director:	Timekeeper:
-----------------------	--------------------



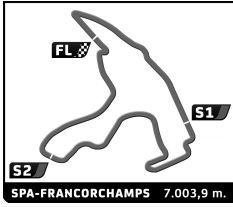
CHAMPIONNAT DE FRANCE F4

SPA EURO RACE

RACE 3

Best Sector Times

SECTOR 1			SECTOR 2			SECTOR 3			Pos	Driver	Ideal Lap	Best Lap
Pos	Driver	Time	Driver	Time	Driver	Time						
1	31 U.DE PAUW	45.741	3 S.WHITE	1:07.910	3 S.WHITE	40.654	1	3 S.WHITE	2:34.649	2:34.724	(1)	
2	21 T.POURCHAIRE	45.849	23 C.COLLET	1:08.274	21 T.POURCHAIRE	40.656	2	31 U.DE PAUW	2:34.856	2:35.034	(2)	
3	30 E.MUTH	45.957	27 U.DE WILDE	1:08.318	23 C.COLLET	40.663	3	23 C.COLLET	2:35.072	2:35.147	(3)	
4	7 A.LECLERC	45.984	31 U.DE PAUW	1:08.418	31 U.DE PAUW	40.697	4	27 U.DE WILDE	2:35.177	2:35.276	(5)	
5	2 R.BOECKLER	46.017	11 P.CHOVET	1:08.431	11 P.CHOVET	40.768	5	7 A.LECLERC	2:35.195	2:35.474	(7)	
6	10 R.DE GERUS	46.057	7 A.LECLERC	1:08.438	7 A.LECLERC	40.773	6	21 T.POURCHAIRE	2:35.273	2:35.313	(6)	
7	16 S.LEHMANN	46.069	5 A.ETEKI	1:08.444	27 U.DE WILDE	40.777	7	11 P.CHOVET	2:35.274	2:35.275	(4)	
8	11 P.CHOVET	46.075	87 O.MUTH	1:08.450	5 A.ETEKI	40.873	8	5 A.ETEKI	2:35.480	2:35.583	(8)	
9	27 U.DE WILDE	46.082	30 E.MUTH	1:08.651	22 T.NOUET	40.885	9	30 E.MUTH	2:35.540	2:36.026	(10)	
10	3 S.WHITE	46.085	22 T.NOUET	1:08.724	10 R.DE GERUS	40.929	10	87 O.MUTH	2:35.571	2:35.919	(9)	
11	23 C.COLLET	46.135	21 T.POURCHAIRE	1:08.768	30 E.MUTH	40.932	11	10 R.DE GERUS	2:35.831	2:36.064	(11)	
12	5 A.ETEKI	46.163	10 R.DE GERUS	1:08.845	2 R.BOECKLER	40.935	12	22 T.NOUET	2:35.864	2:36.131	(13)	
13	51 S.AL HABSI	46.172	18 M.HERRERO	1:08.972	87 O.MUTH	40.948	13	16 S.LEHMANN	2:36.105	2:36.105	(12)	
14	87 O.MUTH	46.173	16 S.LEHMANN	1:09.027	16 S.LEHMANN	41.009	14	2 R.BOECKLER	2:36.166	2:36.725	(15)	
15	18 M.HERRERO	46.198	2 R.BOECKLER	1:09.214	4 B.MOULIN	41.018	15	18 M.HERRERO	2:36.242	2:36.445	(14)	
16	22 T.NOUET	46.255	51 S.AL HABSI	1:09.261	51 S.AL HABSI	41.038	16	51 S.AL HABSI	2:36.471	2:37.169	(17)	
17	4 B.MOULIN	46.282	4 B.MOULIN	1:09.664	18 M.HERRERO	41.072	17	4 B.MOULIN	2:36.964	2:36.989	(16)	



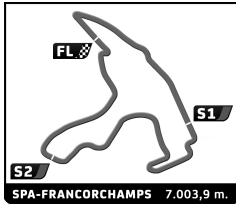
CHAMPIONNAT DE FRANCE F4

SPA EURO RACE

RACE 3

Best Top Speeds

Driver	Team	Top 1		Top 2		Top 3		Top 4		Top 5		Avg
		Kph	Lap	Kph	Lap	Kph	Lap	Kph	Lap	Kph	Lap	
31 Ulysse DE PAUW		219.1	8	217.7	7	215.6	5	213.4	6	210.1	4	215,2
10 Reshad DE GERUS	JUN	218.2	8	217.7	6	216.9	5	216.0	7	211.8	4	216,1
2 Romain BOECKLER		216.9	4	215.6	8	215.1	6	211.4	5	209.7	7	213,7
51 Shihab AL HABSI	JUN	216.9	4	216.4	5	210.5	7	210.5	8	208.1	6	212,5
30 Esteban MUTH		216.9	5	216.4	4	212.6	8	211.4	7	210.9	6	213,6
87 O'Neill MUTH	JUN	216.4	7	214.7	5	213.9	6	213.9	8	212.6	4	214,3
21 Théo POURCHAIRE	JUN	216.0	7	213.0	6	211.8	4	210.5	8	209.3	5	212,1
16 Sacha LEHMANN		215.6	7	215.6	8	213.4	6	209.3	5	206.9	4	212,2
27 Ugo DE WILDE		215.1	5	215.1	6	214.7	8	214.3	4	214.3	7	214,7
7 Arthur LECLERC		215.1	8	213.4	7	213.0	6	212.6	4	211.8	5	213,2
18 Matéo HERRERO		215.1	4	213.9	5	213.4	8	213.0	7	210.5	6	213,2
5 Adam ETEKI		214.7	8	214.3	6	214.3	7	213.4	4	210.9	5	213,5
22 Théo NOUET		214.7	7	213.9	8	213.4	4	212.2	5	209.3	6	212,7
11 Pierre-Louis CHOVET		214.3	8	212.6	5	212.6	7	211.4	4	209.7	6	212,1
23 Caio COLLET		214.3	7	214.3	8	210.5	6	208.9	5	208.5	4	211,3
4 Baptiste MOULIN		213.9	7	213.0	5	212.6	6	211.8	8	209.3	4	212,1
3 Stuart WHITE		213.0	4	211.8	6	210.1	8	209.7	7	208.9	5	210,7
1 Baptiste BERTHELOT												



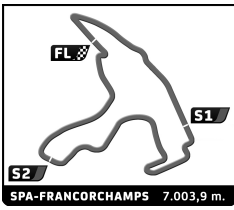
CHAMPIONNAT DE FRANCE F4

SPA EURO RACE

RACE 3

Fastest Lap Sequence

Practice Time	Driver	Team	Car	Class	Time	Kph	Lap
7:24.497	23 Caio COLLET				4:04.548	103.1	2
7:25.820	21 Théo POURCHAIRE			JUN	4:03.931	103.4	2
7:26.408	11 Pierre-Louis CHOVEL				4:03.704	103.5	2
7:29.281	22 Théo NOUET				4:03.451	103.6	2
7:29.836	5 Adam ETEKI				4:03.265	103.6	2
7:30.451	18 Matéo HERRERO				4:02.821	103.8	2
7:30.933	51 Shihab AL HABSI			JUN	4:02.707	103.9	2
7:31.199	30 Esteban MUTH				4:02.226	104.1	2
7:31.723	10 Reshad DE GERUS			JUN	4:01.646	104.3	2
7:36.859	16 Sacha LEHMANN				3:59.925	105.1	2
11:27.647	31 Ulysse DE PAUW				3:59.632	105.2	3
11:28.124	27 Ugo DE WILDE				3:59.378	105.3	3
11:29.168	5 Adam ETEKI				3:59.332	105.4	3
11:29.415	18 Matéo HERRERO				3:58.964	105.5	3
11:29.794	51 Shihab AL HABSI			JUN	3:58.861	105.6	3
11:31.003	2 Romain BOECKLER				3:57.316	106.2	3
11:31.444	4 Baptiste MOULIN				3:57.005	106.4	3
11:31.645	87 O'Neill MUTH			JUN	3:55.758	106.9	3
11:32.349	16 Sacha LEHMANN				3:55.490	107.1	3
14:01.802	23 Caio COLLET				2:36.615	161.0	4
14:02.212	3 Stuart WHITE				2:36.275	161.3	4
16:37.688	23 Caio COLLET				2:35.886	161.7	5
16:38.073	3 Stuart WHITE				2:35.861	161.8	5
16:39.617	11 Pierre-Louis CHOVEL				2:35.275	162.4	5
19:12.797	3 Stuart WHITE				2:34.724	163.0	6




CHAMPIONNAT DE FRANCE F4

SPA EURO RACE

RACE 3

Lap Chart

		LAP								
Nr	Pos	Grid	1	2	3	4	5	6	7	8
23	1	23	23	23	23	23	23	3	3	3
7	2	7	7	7	7	3	3	23	23	23
21	3	21	3	3	3	21	11	11	11	11
31	4	31	21	21	21	7	21	21	21	21
3	5	3	11	11	11	11	7	7	7	7
11	6	11	31	31	31	27	27	31	31	31
22	7	22	27	27	27	31	31	27	27	27
18	8	18	22	22	22	22	5	5	5	5
27	9	27	5	5	5	5	22	30	30	30
10	10	10	18	18	18	30	30	22	22	22
30	11	30	51	51	51	18	87	87	87	87
5	12	5	30	30	30	51	10	10	10	10
2	13	2	10	10	10	10	2	18	18	18
51	14	51	2	2	2	2	18	2	2	2
87	15	87	4	4	4	87	4	4	4	16
1	16	1	87	87	87	4	16	16	16	4
4	17	4	16	16	16	16	51	51	51	51
16	18	16								



CHAMPIONNAT DE FRANCE F4


SPA EURO RACE

RACE 3

Analysis by lap

Lapped

Nr	Lap Time	Gap	Nr	Lap Time	Gap	Nr	Lap Time	Gap	Nr	Lap Time	Gap	Nr	Lap Time	Gap
Lap 1			16	3:55.490	7.162	16	2:37.463	13.816	51	2:37.756	40.313			
23	3:19.949		Lap 4			Lap 7								
7	3:20.327	0.378	23	2:36.615		3	2:35.425							
3	3:20.715	0.766	3	2:36.275	0.410	23	2:35.147	0.439						
21	3:21.889	1.940	21	2:37.004	1.846	11	2:35.561	2.474						
11	3:22.704	2.755	7	2:38.148	1.897	21	2:35.313	2.776						
31	3:23.493	3.544	11	2:36.868	2.540	7	2:35.480	3.452						
27	3:24.989	5.040	27	2:36.659	2.981	31	2:35.034	3.664						
22	3:25.830	5.881	31	2:37.795	3.640	27	2:35.276	4.567						
5	3:26.571	6.622	22	2:37.436	4.332	5	2:35.583	6.023						
18	3:27.630	7.681	5	2:37.244	4.610	30	2:36.062	9.225						
51	3:28.226	8.277	30	2:36.648	4.923	22	2:36.307	9.937						
30	3:28.973	9.024	18	2:38.392	6.005	87	2:36.873	10.850						
10	3:30.077	10.128	51	2:38.546	6.538	10	2:36.920	11.342						
2	3:31.995	12.046	10	2:37.824	6.698	18	2:36.579	13.188						
4	3:32.644	12.695	2	2:37.778	6.979	2	2:36.725	13.683						
87	3:34.235	14.286	87	2:37.501	7.344	4	2:36.989	15.016						
16	3:36.934	16.985	4	2:38.803	8.445	16	2:36.879	15.270						
Lap 2			16	2:38.807	9.354	51	2:38.115	43.003						
23	4:04.548		Lap 5			Lap 8								
7	4:04.575	0.405	23	2:35.886		3	2:35.137							
3	4:04.578	0.796	3	2:35.861	0.385	23	2:35.373	0.675						
21	4:03.931	1.323	11	2:35.275	1.929	11	2:36.127	3.464						
11	4:03.704	1.911	21	2:36.334	2.294	21	2:36.837	4.476						
31	4:04.522	3.518	7	2:37.021	3.032	7	2:36.967	5.282						
27	4:03.757	4.249	27	2:36.246	3.341	31	2:36.909	5.436						
22	4:03.451	4.784	31	2:35.865	3.619	27	2:36.459	5.889						
5	4:03.265	5.339	5	2:36.355	5.079	5	2:35.687	6.573						
18	4:02.821	5.954	22	2:38.246	6.692	30	2:36.026	10.114						
51	4:02.707	6.436	30	2:37.996	7.033	22	2:36.131	10.931						
30	4:02.226	6.702	87	2:36.850	8.308	87	2:35.919	11.632						
10	4:01.646	7.226	10	2:37.910	8.722	10	2:36.064	12.269						
2	4:01.692	9.190	2	2:38.501	9.594	18	2:36.445	14.496						
4	4:01.795	9.942	18	2:39.496	9.615	2	2:36.781	15.327						
87	4:01.652	11.390	4	2:37.740	10.299	16	2:36.105	16.238						
16	3:59.925	12.362	16	2:37.994	11.462	4	2:37.331	17.210						
Lap 3			51	3:07.014	37.666	51	2:37.169	45.035						
23	4:00.690		Lap 6											
7	4:00.649	0.364	3	2:34.724										
3	4:00.644	0.750	23	2:35.826	0.717									
21	4:00.824	1.457	11	2:35.518	2.338									
11	4:01.066	2.287	21	2:35.703	2.888									
31	3:59.632	2.460	7	2:35.474	3.397									
27	3:59.378	2.937	31	2:35.545	4.055									
22	3:59.417	3.511	27	2:36.484	4.716									
5	3:59.332	3.981	5	2:35.895	5.865									
18	3:58.964	4.228	30	2:36.664	8.588									
51	3:58.861	4.607	22	2:37.472	9.055									
30	3:58.878	4.890	87	2:36.203	9.402									
10	3:58.953	5.489	10	2:36.234	9.847									
2	3:57.316	5.816	18	2:37.528	12.034									
4	3:57.005	6.257	2	2:37.898	12.383									
87	3:55.758	6.458	4	2:38.262	13.452									



CHAMPIONNAT DE FRANCE F4


SPA EURO RACE

RACE 3

Analysis

■ Personal Best
 ■ Session Best
 ■ Crossing the finish line in pit lane

Lap	Time	Sector 1	Sector 2	Sector 3	T. Spd	Elapsed	Lap	Time	Sector 1	Sector 2	Sector 3	T. Spd	Elapsed
2 Romain BOECKLER FRA							10 Reshad DE GERUS FRA						
1	3:31.995	51.487	1:34.854	1:05.654		3:31.995	1	3:30.077	51.380	1:34.133	1:04.564		3:30.077
2	4:01.692	1:05.098	1:43.915	1:12.679	146.7	7:33.687	2	4:01.646	1:05.860	1:43.669	1:12.117	140.3	7:31.723
3	3:57.316	1:05.452	1:38.195	1:13.669	154.1	11:31.003	3	3:58.953	1:06.209	1:38.238	1:14.506	155.6	11:30.676
4	2:37.778	46.631	1:09.972	41.175	216.9	14:08.781	4	2:37.824	46.928	1:09.559	41.337	211.8	14:08.500
5	2:38.501	46.568	1:09.793	42.140	211.4	16:47.282	5	2:37.910	46.273	1:09.605	42.032	216.9	16:46.410
6	2:37.898	46.868	1:10.075	40.955	215.1	19:25.180	6	2:36.234	46.341	1:08.964	40.929	217.7	19:22.644
7	2:36.725	46.576	1:09.214	40.935	209.7	22:01.905	7	2:36.920	46.057	1:09.248	41.615	216.0	21:59.564
8	2:36.781	46.017	1:09.742	41.022	215.6	24:38.686	8	2:36.064	46.204	1:08.845	41.015	218.2	24:35.628
3 Stuart WHITE FRA							11 Pierre-Louis CHOVET FRA						
1	3:20.715	48.805	1:30.554	1:01.356		3:20.715	1	3:22.704	49.050	1:31.433	1:02.221		3:22.704
2	4:04.578	1:07.460	1:45.824	1:11.294	135.3	7:25.293	2	4:03.704	1:07.179	1:45.518	1:11.007	119.2	7:26.408
3	4:00.644	1:04.100	1:40.299	1:16.245	151.5	11:25.937	3	4:01.066	1:04.994	1:39.455	1:16.617	142.7	11:27.474
4	2:36.275	46.413	1:09.208	40.654	213.0	14:02.212	4	2:36.868	46.625	1:09.425	40.818	211.4	14:04.342
5	2:35.861	46.371	1:08.725	40.765	208.9	16:38.073	5	2:35.275	46.075	1:08.431	40.769	212.6	16:39.617
6	2:34.724	46.085	1:07.910	40.729	211.8	19:12.797	6	2:35.518	46.244	1:08.506	40.768	209.7	19:15.135
7	2:35.425	46.393	1:08.054	40.978	209.7	21:48.222	7	2:35.561	46.143	1:08.599	40.819	212.6	21:50.696
8	2:35.137	46.284	1:08.145	40.708	210.1	24:23.359	8	2:36.127	46.803	1:08.534	40.790	214.3	24:26.823
4 Baptiste MOULIN BEL							16 Sacha LEHMANN FRA						
1	3:32.644	53.851	1:33.243	1:05.550		3:32.644	1	3:36.934	55.014	1:35.570	1:06.350		3:36.934
2	4:01.795	1:05.623	1:43.373	1:12.799	129.0	7:34.439	2	3:59.925	1:05.590	1:41.702	1:12.633	158.1	7:36.859
3	3:57.005	1:05.810	1:37.844	1:13.351	144.6	11:31.444	3	3:55.490	1:07.053	1:35.792	1:12.645	132.5	11:32.349
4	2:38.803	47.142	1:10.494	41.167	209.3	14:10.247	4	2:38.807	47.685	1:09.807	41.315	206.9	14:11.156
5	2:37.740	46.330	1:09.937	41.473	213.0	16:47.987	5	2:37.994	47.285	1:09.366	41.343	209.3	16:49.150
6	2:38.262	46.282	1:10.763	41.217	212.6	19:26.249	6	2:37.463	46.328	1:09.971	41.164	213.4	19:26.613
7	2:36.989	46.307	1:09.664	41.018	213.9	22:03.238	7	2:36.879	46.120	1:09.742	41.017	215.6	22:03.492
8	2:37.331	46.317	1:09.971	41.043	211.8	24:40.569	8	2:36.105	46.069	1:09.027	41.009	215.6	24:39.597
5 Adam ETEKI FRA							18 Matéo HERRERO FRA						
1	3:26.571	50.281	1:33.292	1:02.998		3:26.571	1	3:27.630	50.664	1:33.566	1:03.400		3:27.630
2	4:03.265	1:06.592	1:44.411	1:12.262	142.3	7:29.836	2	4:02.821	1:06.553	1:43.982	1:12.286	137.1	7:30.451
3	3:59.332	1:05.020	1:38.701	1:15.611	158.6	11:29.168	3	3:58.964	1:05.590	1:37.992	1:15.382	160.7	11:29.415
4	2:37.244	46.615	1:09.584	41.045	213.4	14:06.412	4	2:38.392	46.658	1:10.490	41.244	215.1	14:07.807
5	2:36.355	46.552	1:08.930	40.873	210.9	16:42.767	5	2:39.496	46.198	1:09.839	43.459	213.9	16:47.303
6	2:35.895	46.220	1:08.682	40.993	214.3	19:18.662	6	2:37.528	46.895	1:09.465	41.168	210.5	19:24.831
7	2:35.583	46.187	1:08.499	40.897	214.3	21:54.245	7	2:36.579	46.419	1:08.972	41.188	213.0	22:01.410
8	2:35.687	46.163	1:08.444	41.080	214.7	24:29.932	8	2:36.445	46.381	1:08.992	41.072	213.4	24:37.855
7 Arthur LECLERC MCO							21 Théo POURCHAIRE FRA						
1	3:20.327	48.680	1:30.328	1:01.319		3:20.327	1	3:21.889	48.822	1:31.355	1:01.712		3:21.889
2	4:04.575	1:07.401	1:45.925	1:11.249	137.2	7:24.902	2	4:03.931	1:07.306	1:45.527	1:11.098	136.2	7:25.820
3	4:00.649	1:03.949	1:40.399	1:16.301	147.9	11:25.551	3	4:00.824	1:05.003	1:39.446	1:16.375	143.0	11:26.644
4	2:38.148	46.738	1:09.807	41.603	212.6	14:03.699	4	2:37.004	46.538	1:09.338	41.128	211.8	14:03.648
5	2:37.021	46.899	1:09.162	40.960	211.8	16:40.720	5	2:36.334	46.829	1:08.849	40.656	209.3	16:39.982
6	2:35.474	46.209	1:08.492	40.773	213.0	19:16.194	6	2:35.703	45.858	1:09.133	40.712	213.0	19:15.685
7	2:35.480	46.180	1:08.438	40.862	213.4	21:51.674	7	2:35.313	45.849	1:08.768	40.696	216.0	21:50.998
8	2:36.967	45.984	1:09.910	41.073	215.1	24:28.641	8	2:36.837	46.563	1:09.513	40.761	210.5	24:27.835



CHAMPIONNAT DE FRANCE F4

SPA EURO RACE

RACE 3

Analysis

■ Personal Best ■ Session Best B Crossing the finish line in pit lane

Lap	Time	Sector 1	Sector 2	Sector 3	T. Spd	Elapsed	Lap	Time	Sector 1	Sector 2	Sector 3	T. Spd	Elapsed		
22	Théo NOUET						FRA	51	Shihab AL HABSI						OMN
1	3:25.830	49.884	1:32.706	1:03.240		3:25.830	1	3:28.226	50.778	1:33.937	1:03.511		3:28.226		
2	4:03.451	1:06.165	1:44.734	1:12.552	139.5	7:29.281	2	4:02.707	1:06.455	1:43.832	1:12.420	136.7	7:30.933		
3	3:59.417	1:03.956	1:39.623	1:15.838	175.0	11:28.698	3	3:58.861	1:05.604	1:38.312	1:14.945	155.4	11:29.794		
4	2:37.436	46.522	1:09.803	41.111	213.4	14:06.134	4	2:38.546	46.752	1:10.344	41.450	216.9	14:08.340		
5	2:38.246	46.846	1:10.072	41.328	212.2	16:44.380	5	3:07.014	46.172	1:09.633	1:11.209	216.4	17:15.354		
6	2:37.472	46.732	1:09.633	41.107	209.3	19:21.852	6	2:37.756	47.457	1:09.261	41.038	208.1	19:53.110		
7	2:36.307	46.258	1:09.164	40.885	214.7	21:58.159	7	2:38.115	47.255	1:09.591	41.269	210.5	22:31.225		
8	2:36.131	46.255	1:08.724	41.152	213.9	24:34.290	8	2:37.169	46.474	1:09.587	41.108	210.5	25:08.394		
23	Caio COLLET						FRA	87	O'Neill MUTH						FRA
1	3:19.949	48.702	1:29.818	1:01.429		3:19.949	1	3:34.235	53.907	1:35.483	1:04.845		3:34.235		
2	4:04.548	1:07.177	1:46.094	1:11.277	140.1	7:24.497	2	4:01.652	1:06.329	1:42.574	1:12.749	143.2	7:35.887		
3	4:00.690	1:04.018	1:40.264	1:16.408	143.6	11:25.187	3	3:55.758	1:06.197	1:36.878	1:12.683	136.2	11:31.645		
4	2:36.615	46.910	1:08.798	40.907	208.5	14:01.802	4	2:37.501	46.945	1:09.468	41.088	212.6	14:09.146		
5	2:35.886	46.592	1:08.292	41.002	208.9	16:37.688	5	2:36.850	46.173	1:09.312	41.365	214.7	16:45.996		
6	2:35.826	46.555	1:08.608	40.663	210.5	19:13.514	6	2:36.203	46.444	1:08.719	41.040	213.9	19:22.199		
7	2:35.147	46.135	1:08.274	40.738	214.3	21:48.661	7	2:36.873	46.320	1:09.197	41.356	216.4	21:59.072		
8	2:35.373	46.148	1:08.508	40.717	214.3	24:24.034	8	2:35.919	46.521	1:08.450	40.948	213.9	24:34.991		
27	Ugo DE WILDE						BEL								
1	3:24.989	49.886	1:32.248	1:02.855		3:24.989									
2	4:03.757	1:06.279	1:44.909	1:12.569	135.5	7:28.746									
3	3:59.378	1:03.734	1:39.773	1:15.871	141.4	11:28.124									
4	2:36.659	46.407	1:09.452	40.800	214.3	14:04.783									
5	2:36.246	46.132	1:09.242	40.872	215.1	16:41.029									
6	2:36.484	46.978	1:08.650	40.856	215.1	19:17.513									
7	2:35.276	46.181	1:08.318	40.777	214.3	21:52.789									
8	2:36.459	46.082	1:09.363	41.014	214.7	24:29.248									
30	Esteban MUTH						DEU								
1	3:28.973	51.317	1:33.760	1:03.896		3:28.973									
2	4:02.226	1:06.134	1:44.012	1:12.080	138.8	7:31.199									
3	3:58.878	1:06.106	1:38.280	1:14.492	162.9	11:30.077									
4	2:36.648	45.957	1:09.739	40.952	216.4	14:06.725									
5	2:37.996	46.421	1:10.352	41.223	216.9	16:44.721									
6	2:36.664	46.351	1:09.251	41.062	210.9	19:21.385									
7	2:36.062	46.436	1:08.694	40.932	211.4	21:57.447									
8	2:36.026	46.311	1:08.651	41.064	212.6	24:33.473									
31	Ulysse DE PAUW						BEL								
1	3:23.493	49.041	1:31.832	1:02.620		3:23.493									
2	4:04.522	1:07.172	1:45.051	1:12.299	136.4	7:28.015									
3	3:59.632	1:03.999	1:39.220	1:16.413	151.0	11:27.647									
4	2:37.795	46.440	1:10.520	40.835	210.1	14:05.442									
5	2:35.865	46.004	1:09.078	40.783	215.6	16:41.307									
6	2:35.545	46.430	1:08.418	40.697	213.4	19:16.852									
7	2:35.034	45.774	1:08.542	40.718	217.7	21:51.886									
8	2:36.909	45.741	1:10.270	40.898	219.1	24:28.795									